

Interpreting Scatterplots

Name:

Date:

Vocabulary Review:

In your own words, define each of the following vocabulary terms.

- Scatterplot
- Trend
- Correlation
- Outlier
- Line of Best Fit

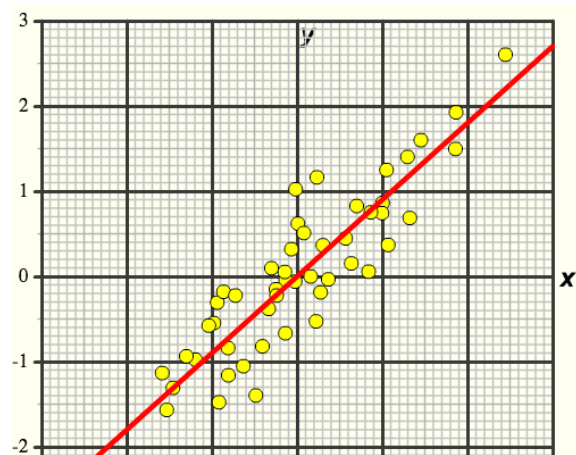
Apply New Learning:

1. What is a scatterplot?

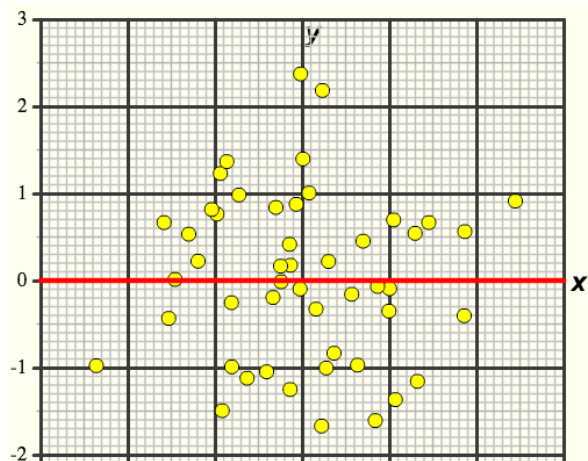
2. Explain the difference between positive correlation, negative correlation, and no correlation.

For questions 3–5, label each graph as showing either (a) positive correlation, (b) negative correlation, or (c) no correlation.

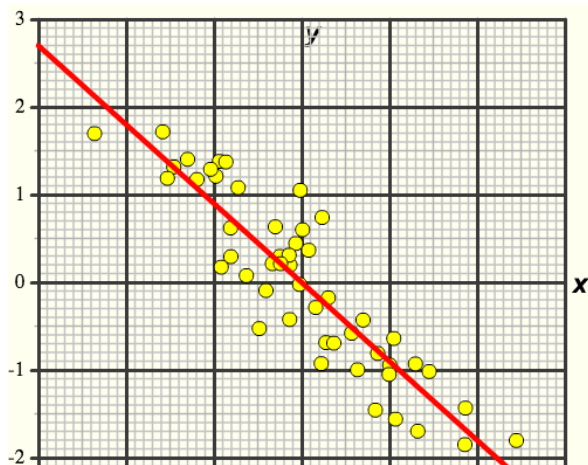
3.



4.



5.



6. What does a weak correlation look like on a scatterplot? Describe a situation where you might find a weak correlation. Explain your thinking.