


Energy Effects:

My Experiences with Heat, Light, and Sound



Energy Effects:

My Experiences with Heat, Light, and Sound



Copyright © Texas Education Agency, 2012. The following materials are copyrighted © and trademarked ™ as the property of the Texas Education Agency and may not be reproduced without the express written permission of the Texas Education Agency, except under the following conditions:

- 1) Texas public school districts, charter schools, and Education Service Centers may reproduce and use copies of the Materials and Related Materials for the districts' and schools' educational use without obtaining permission from the Texas Education Agency;
- 2) Residents of the state of Texas may reproduce and use copies of the Materials and Related Materials for individual personal use only without obtaining written permission of the Texas Education Agency;
- 3) Any portion reproduced must be reproduced in its entirety and remain unedited, unaltered, and unchanged in any way;
- 4) No monetary charge can be made for the reproduced materials or any document containing them; however, a reasonable charge to cover only the cost of reproduction and distribution may be charged.

Private entities or persons located in Texas that are not Texas public school districts or Texas charter schools or any entity, whether public or private, educational or non-educational, located outside the state of Texas MUST obtain written approval from the Texas Education Agency and will be required to enter into a license agreement that may involve the payment of a licensing fee or a royalty fee.

For more information, contact: Office of Copyrights, Trademarks, License Agreements, and Royalties. Texas Education Agency. 1701 N. Congress Ave., Austin, TX 78701-1494; phone 512-463-9437; e-mail copyrights@tea.state.tx.us

As you read the story, you will notice some words highlighted in blue. After reading the story one time, see if you can use the context clues to determine the meaning of the blue words.

Tips for using context clues:

1. The definition of the blue word is stated after the word.
2. Synonyms appear before or after the word.
3. Examples or explanations are offered before or after the word.

Homework:

1. Find examples of increasing and decreasing amounts of heat, light, or sound energy and their effects around your house and in your life.

2. Prepare an explanation to share with the class on Monday.

3. Write a story, draw a picture, make a video, take photographs, or make a science notebook entry.


My Experience with Heat Energy

by Henry




When I woke up Saturday morning, it was cold in the house but it was even colder outside.


The **thermometer** that measures the temperature outside said it was freezing. It must have been really cold overnight because the water in the birdbath was frozen.




My dad started a fire in the fireplace so we could all warm up. As I sat by the fire, I could feel the temperature of the air around me **increase**. Soon, it was so warm I had to move away from the fireplace.



I really wanted to play outside, so I went to put on warm clothes. I looked out the window and noticed the water in the birdbath was melting.



According to the thermometer, the **heat energy** from the Sun had increased the temperature outside. Maybe I won't need to wear a coat after all.



My Experience with Light Energy and My Pesky Brother


by Abby




My mom woke me up and put my socks on my bed to sort. She said I had to put them away before I could invite a friend over to play.




I had to turn on the light because it was dark in my room. I could see the socks on the bed, but I could not tell which socks went together.



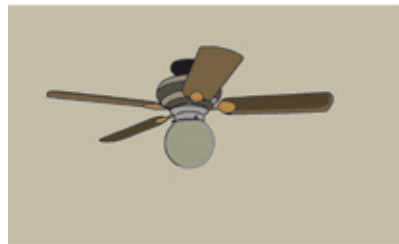

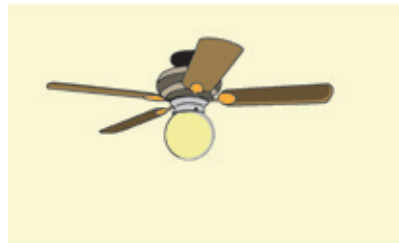
Just as I finished matching the first two socks, the light in my room **decreased**. My room seemed a little darker. The dim light made it difficult, but I could still see to match the colors.



As I picked up another sock, the strangest thing happened! The light in my room went off. I could not finish sorting my socks without the **light energy** from my light.




I went to see what happened and noticed my brother laughing in the hallway. He thinks he is SO funny! He was playing with the dimmer switch and changing the amount of light in my room.



My Experiences with Sound Energy

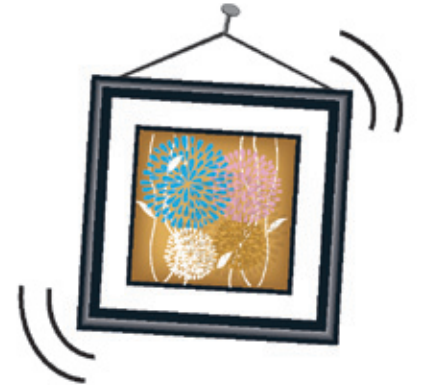

by Drew



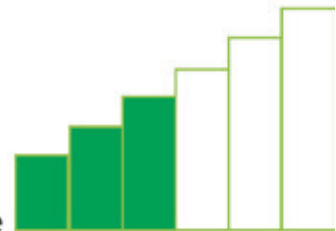
On Saturday, I went to see my grandmother and we made cookies. As we were mixing the ingredients, we heard a siren in the distance.




Because it was far away, the sound of the siren was low and faint.



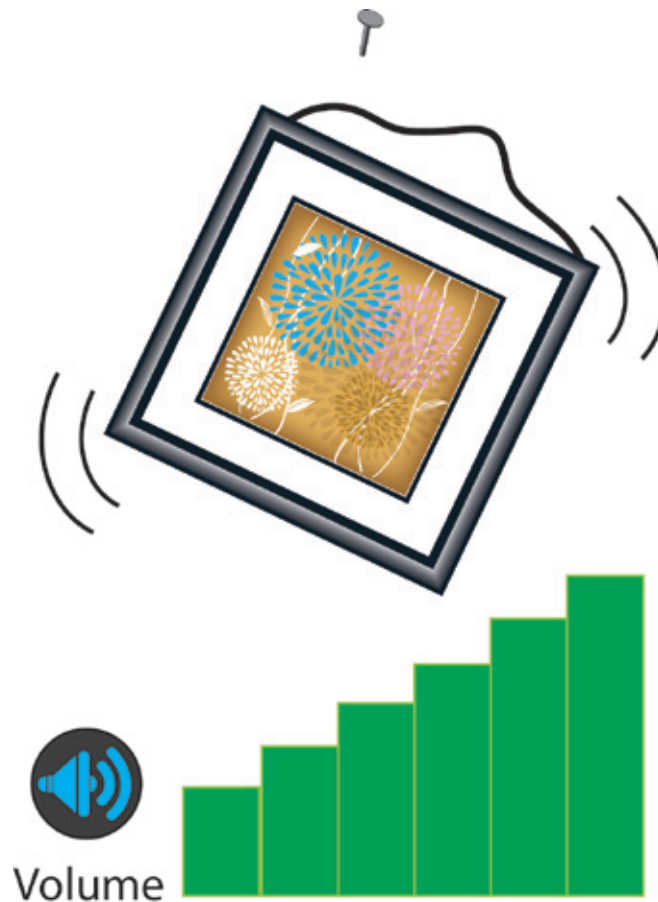
Volume



The sound of the siren increased and we could tell the fire truck was close by. As the siren and the sound of the truck got louder, the picture Gran has hanging by the door began to **vibrate**.



I couldn't believe the sounds were so loud that the picture would shake. Gran said that **sound energy** travels in waves and that's why the picture vibrated.



The fire truck passed right by the house. It was SO loud! The sound energy from the truck and its siren had increased as the truck came toward the house, but it decreased as it drove by and moved further away.




What would you write about each sequence?

What kind of energy can be observed in each sequence? Does the energy increase or decrease?

1.



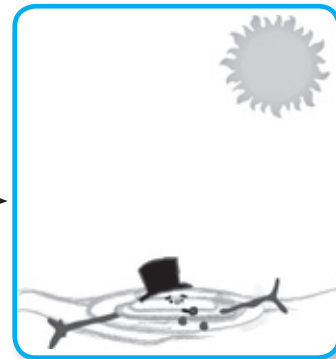
2.



What would you write about each sequence?

What kind of energy can be observed in each sequence? Does the energy increase or decrease?

3.



4.



Glossary:

Heat energy: energy that causes things to get warmer or colder

An object that gets warmer or colder has heat energy.

Increase: go up; get warmer, brighter, or louder

Decrease: go down; get colder, dimmer, or quieter

Light energy: energy you can see

An object that lights up or shows light has light energy.

Sound energy: energy you can hear

An object that makes a noise has sound energy because it is vibrating.

Thermometer: tool used to measure temperature

Vibrate: shake; move back and forth quickly

