

# Pre-k Fair Toolkit

The tools included in this kit can be used for a "Prekindergarten Fair" in which the goal is to provide a space for families, students, and community members to experience prekindergarten learning.

Depending on the size of your district/charter, this event can be a district-wide event or an event that takes place at several campuses throughout your district/charter. You could do this in a station format throughout the school or it could be stations set up in a larger area (cafeteria, gym, etc.). The idea is for families to experience what their child will experience in a prekindergarten classroom.

Suggested activities are included to help get your event started. Think of each group as a "station" if that is the format that is decided.

**TIPS:** You will want to be sure that there is a staff member at each station that can speak to what children are learning through the activities. Remember to use the help of pre-k parent ambassadors. Provide a guide for each station so that the person assigned will have some guidance as to what pre-k learning is happening within the activity. \*Provide translators that can provide information to families in their native language.

## What's included:

**Suggested Activity Station Cards** (Use these when planning with school staff. Assign staff members a station. They would then be in charge of deciding on activities and gathering materials for their station)

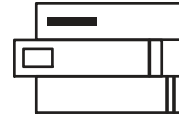
**Pre-k Fair Station Signs English and Spanish** (Pre-made signs are included for each station)

**Pre-k Fair Sample Flyers English and Spanish** (Pre-made flyers are included for advertising the event.)

# Suggested Activity Station Cards


For School Personnel

## Library Station



- **Self-select Books:** Allow families to select books and sit with their child to read.
- **Read to a Puppet:** Provide puppets and encourage children to read to a puppet.
- **Big Book Reading:** Have a big book placed on an easel/big book stand and encourage families and children to use a pointer to read the book.
- **Story Time:** Schedule story times every so many minutes throughout the event.

## ABC Station



- **Magnetic Names:** Provide magnetic letters and magnet boards/trays and have families help their child to form their name using the letters.
- **Name Puzzles:** Have families write the child's name on a sentence strip twice. Cut letters apart from one name card. Letters are mixed up and families help child put the name back together using the other name card as a guide. Provide small baggies or envelopes for the family to take the activity with them.

# Suggested Activity Station Cards

## Math Station



- **Number Puzzles:** Provide number puzzles for families to work on together
- **Number Hunt Sensory Game:** Hide numbers in a tub filled with a sensory material (i.e. rice, sand, straws, etc.). Provide number mats for children to match numbers as they find them.
- **Sorting Buttons Game:** Provide a tub of buttons of various shapes, colors and sizes. Provide sorting mats for families to sort the buttons by shape, color or size.

## Science Station



- **Observe Natural Items:** Provide trays of nature items (i.e. rocks, leaves, acorns, plant parts, etc.) and hand lenses. Encourage families to draw what they observe on blank paper.
- **Exploring with Weight:** Provide balance scales and items for families to explore with weighing objects.
- **Ramps:** Using simple ramps made out of cardboard, families can explore with different objects to see whether they roll/slide or which object travels further down the ramp.

# Suggested Activity Station Cards

## Dramatic Play Station



- **Puppet Show:** Provide puppets and a puppet theatre so that families can make a show.
- **Make a Craft Stick Puppet:** Provide materials for puppet making such as craft sticks, chenille stems, feathers, googly eyes, markers, etc.
- **Set up an Example Dramatic Play Center:** Using the actual dramatic play furniture from a classroom set up model dramatic play center that has been converted into a pet shop, grocery store, doctor's office, etc. Allow families to explore what children would be learning in that center.

## Art/Creativity Station



- **Easel Drawing:** Set up several easels with large paper. Families can draw together using crayons, markers, and chalk.
- **Create:** Provide a variety of materials for families to just be creative. Examples include: paper, foil paper, chenille stems, ribbon, twigs, rocks paper plates, rubber bands. Include recyclable materials as well.

# Suggested Activity Station Cards

## Blocks Station



- **Build:** Set out a variety of building materials on a table or carpeted area. Encourage families to build together.
- **Community Map:** Make a community map on a large shower curtain or butcher paper. Include logos of businesses within the community. Provide small cars that can be used to “drive” through the community.

## Writing Station



- **Book Making:** Provide blank paper and blank paper-made books so that families can make a book.
- **Sand Writing:** Provide trays with sand for families to practice writing letters, names, etc.
- **Fine Motor Activities:** Provide activities that require the use of fine motor skills such as using tweezers or tongs to move items from one bowl to another.

# Suggested Activity Station Cards

## Health & Wellness Station



- **Brushing Teeth:** Set up trays with laminated teeth mats and toothbrushes. Families practice brushing the “teeth” by dipping the toothbrush in water or shaving cream. A sensory tub could also be used for this and ice trays turned upside down could be the “teeth”.
- **Nurse:** The school nurse could also be at this station in case families have questions for him/her.
- **Cafeteria Practice:** Allow families to practice going through the cafeteria line with their child. Cafeteria staff can be a part of this station and help with explaining the cafeteria procedures.
- **Hopping game:** Set up poly spot markers in a circle. Families must hop on each spot to travel around the circle.


## Family Engagement Station



- **Event Information:** Share information about specific district-wide or school events.
- **Volunteer:** Share information about volunteering in the district/school and have sign-up sheets available.
- **Hobbies/Talents:** Solicit information about families’ hobbies and/or talents. This information can be valuable to use during the school year for events and/or highlighting families in newsletters.

# Suggested Activity Station Cards

## Registration Information Station



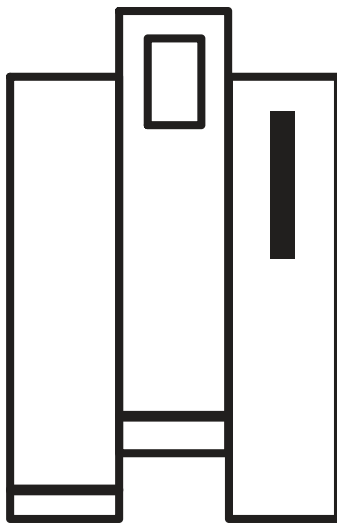
- **Questions:** Have staff available at this station to answer any questions pertaining to registration. Office staff would be a great support for this area.
- **Visuals:** Consider having large visuals of sample documents that are needed for registration.
- **Flyers/Handouts:** Provide handouts with information about registration that families can take with them. Make sure information is in family friendly language.

## Routines & Procedures Station



- **Job Chart:** Have a sample job chart displayed to explain to families how the job chart is used in the classroom.
- **Daily Schedule:** Display a sample daily schedule chart with pictures to explain the importance of having a daily schedule in the classroom. Talk about how it is used throughout the day.
- Highlight any other common routines that happen in your prekindergarten program.

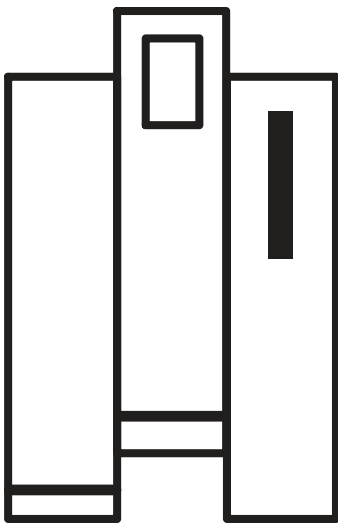
# Library Station





# Estación

# de



# biblioteca

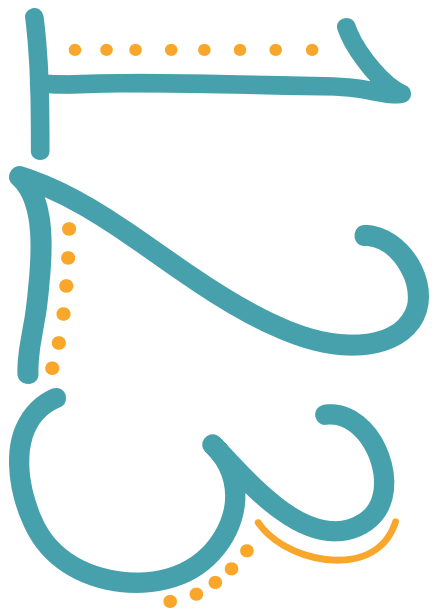
# ABC Station



# Estación de letras



# Math Station 12



**Estación de  
matemáticas**

# Science Station



# Estación de ciencias



# Dramatic Play Station





# Estación de juego dramático



# Art & Creativity Station



# Estación de arte y creatividad



# Blocks Station



# Estación de bloques




# Writing Station



# Estación de escritura




# Health & Wellness Station





# Estación de bienestar de la salud




# Family Engagement Station






# **Estación de participación familiar**

# Registration Information Station



# Estación de información sobre inscripción



# **Routines & Procedures Station**



# Estación de rutinas y procedimientos

# Prekindergarten Fair!



COME SEE WHAT LEARNING IS ALL ABOUT IN PRE-K!

**Date:**

**Time:**

**Location:**



# Feria de Prekínder



¡ACOMPÁÑENOS PARA VER Y EXPERIMENTAR  
EL APRENDIZAJE EN PREKÍNDER!

**Fecha:**

**Hora:**

**Lugar:**

# Discover Pre-k!

COME SEE & EXPERIENCE

WHAT LEARNING IS ALL ABOUT IN PRE-K!



**Date:**

**Time:**

**Location:**

# Descubre el Prekínder

¡ACOMPÁÑENOS PARA VER Y EXPERIMENTAR  
EL APRENDIZAJE EN PREKÍNDER!



**Fecha:**

**Hora:**

**Lugar:**