

ENGLISH



K–3
Foundational
Skills



GRADE 1 FOUNDATIONAL SKILLS UNIT 1

Snap Shots | Reader

EDITION 1

Grade 1

Foundational Skills 1

Snap Shots

Reader

Acknowledgement:

Thank you to all the Texas educators and stakeholders who supported the review process and provided feedback. These materials are the result of the work of numerous individuals, and we are deeply grateful for their contributions.

Notice: These learning resources have been built for Texas students, aligned to the Texas Essential Knowledge and Skills, and are made available pursuant to Chapter 31, Subchapter B-1 of the Texas Education Code.

If you have further product questions or to report an error, please email openeducationresources@tea.texas.gov.

Table of Contents

Snap Shots

Foundational Skills 1 Reader

Beth	2
Nat and the Trip to the U.K.	10
Nat's Pets	24
The Flag Shop	32
Which Is the Best?	36
The Bus	40
The Man in the Black Hat	50
The Man in the Kilt	58

Pausing Point (Stories for Assessment and Enrichment)

The Map62

In the Cab66

The Punt70

The Trip Back74





Beth

I am Beth.

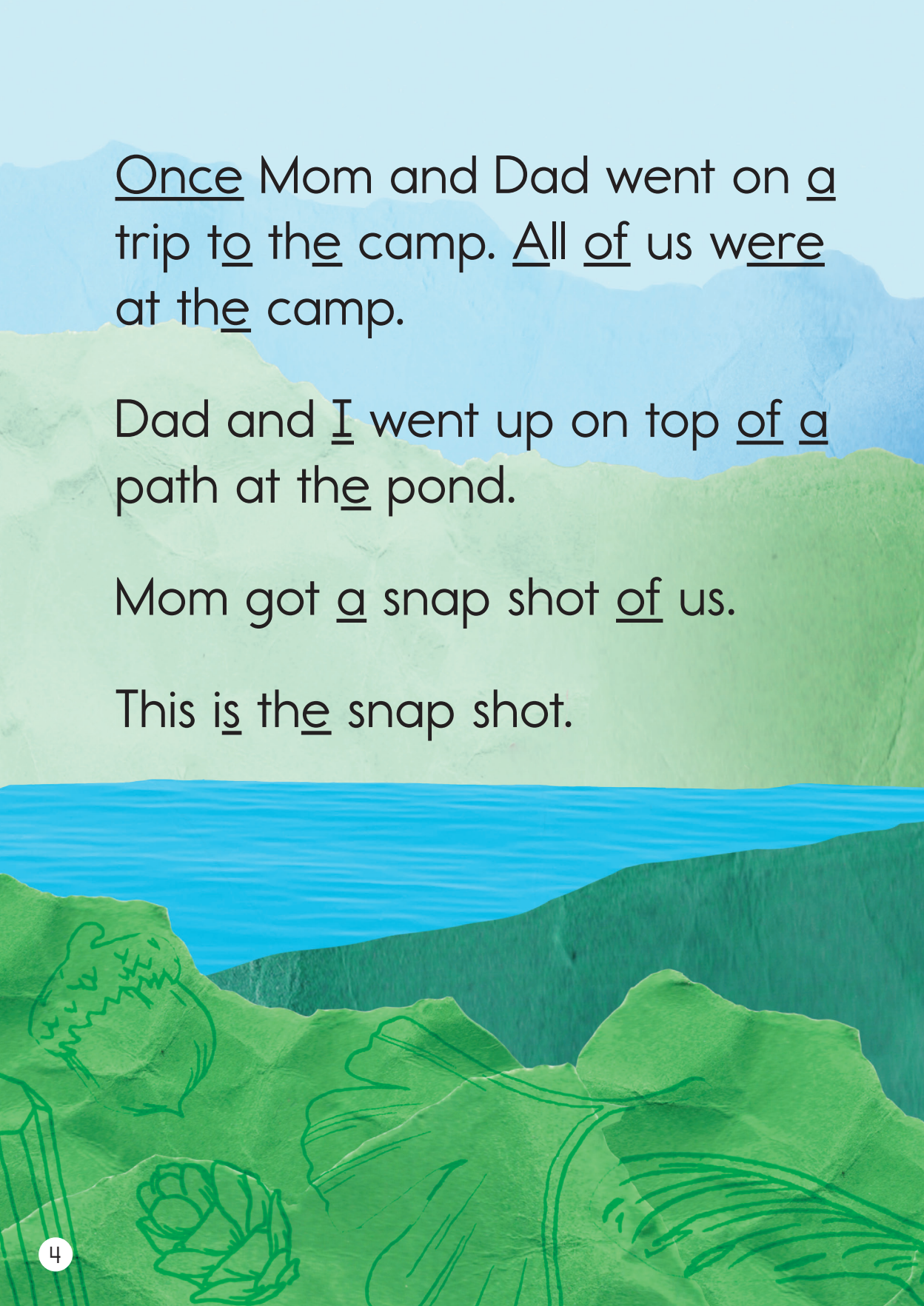
I am ten.

I am at camp.

Camp is fun.







Once Mom and Dad went on a
trip to the camp. All of us were
at the camp.

Dad and I went up on top of a
path at the pond.

Mom got a snap shot of us.

This is the camp snap shot.




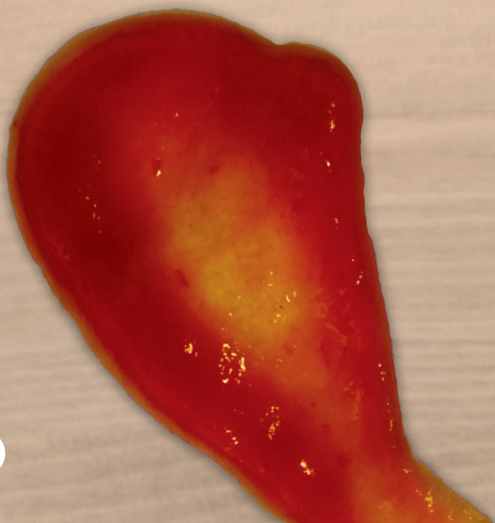
Then Mom let us snap some
shots.

Dad got a snap shot of Mom.






I got a snap shot
of a dog with a hot
dog.








Nat and the Trip to the U.K.

This is Nat.

Nat is a kid I met at
camp.





I have lots of snap shots
of Nat.

This is a snap shot of Nat
with a fish.





Nat and I had lots of fun at camp. But then Nat's mom got a job in the U.K.

Nat left, and I felt sad.

But then Mom set up a trip to the U.K.





Mom and I went on a jet. Ships
are fun, but jets are the best!


I got to sit next to the wing. I
had lunch. Then I had a nap.
Mom got this snap shot of the nap.





Nat met us at theend
of theramp.


I ran up too hug him.





Then Nat's mom, Dot, got us
a cab.

This is a snap shot of us
with the cab man.





Nat and I had a lot of
fun.

Then, Mom and I slept in
a bed next to Nat's bed.





Nat's Pets

This is a snap shot of Nat's cat, Bud.

Nat got Bud from a vet. Bud had a bad leg. The vet had to fix Bud's leg.



I ♥ Bud

Bud had to sit in a box with a cast on one leg.

Then Nat said, “Mom, can I havee him? Can I? Can I? Can I?”


Dot said yes.




This is a snap shot of Nat's fish.

The fish swim and splash and
munch on fish snacks.





Theu cat can smell theu fish. It
can press on theu glass. It can
grab at theu fish. But it can not
get them.





The Flag Shop

Mom and I went in a lot of shops in the U.K. One of the shops was a flag shop.

The shop had the U.S. flag, the French flag, and the U.K. flag.

That's Mom in the snap shot, with the U.S. flag.





The U.K. flag has a big red cross on it. Nat and his mom held one up.

I got this snap shot of the two of them with the flag.





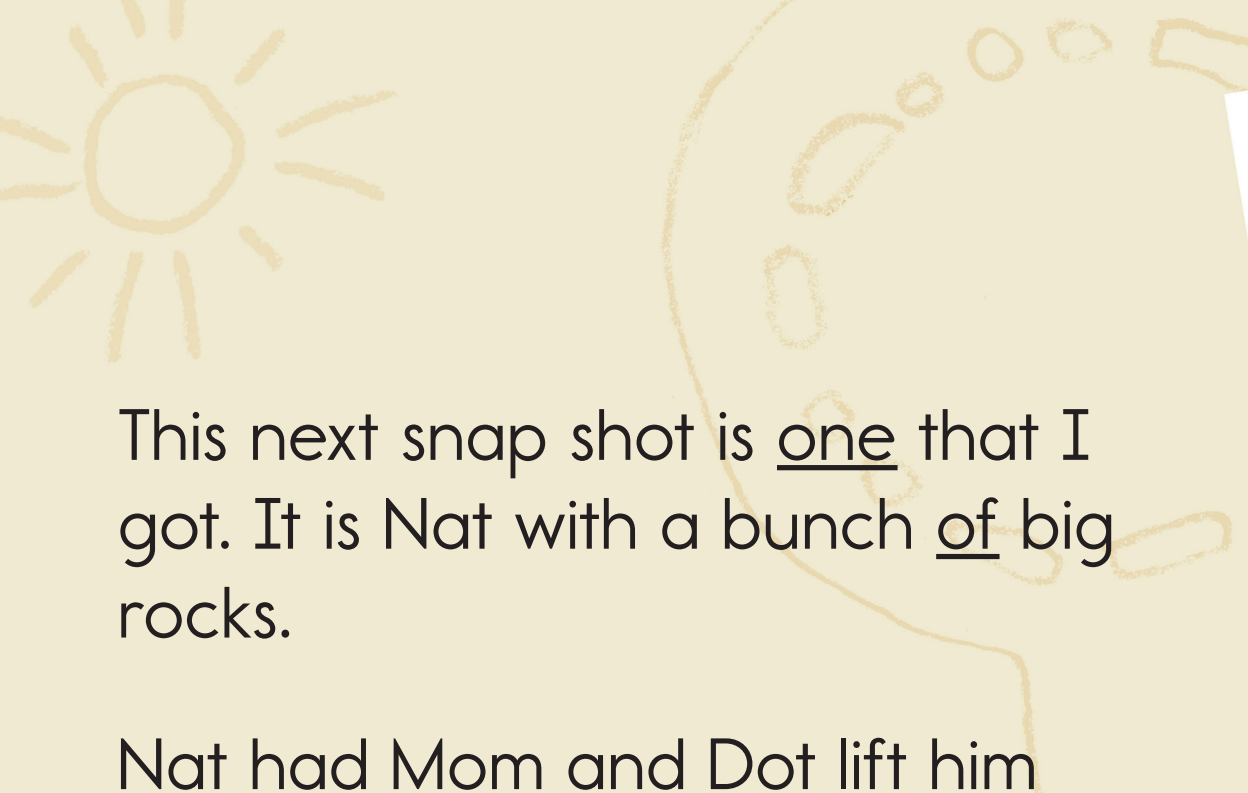
Which Is the Best?



This is a snap shot Mom got. All of us had to run up a bunch of steps to get to this spot.

Nat and I ran up fast. The moms had to huff and puff to get to the top.



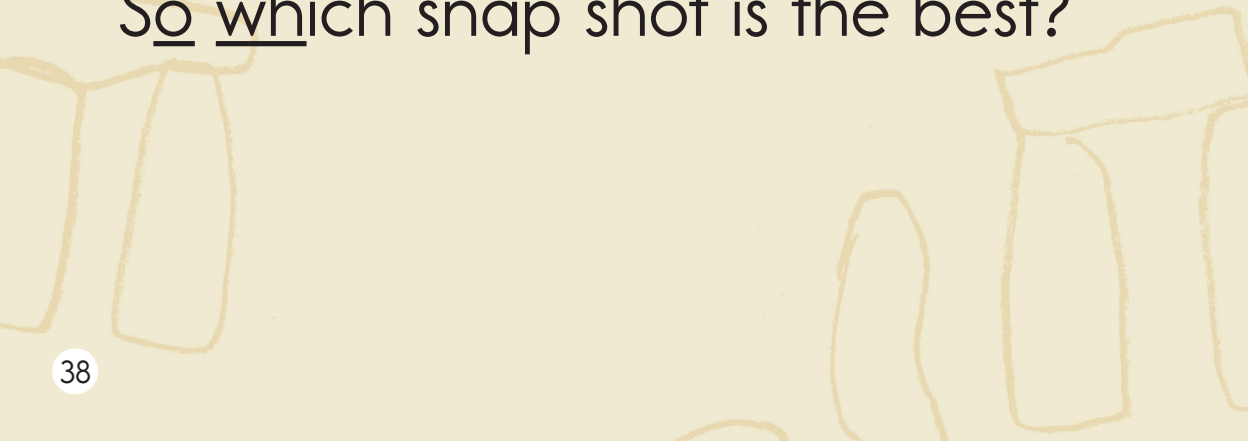



This next snap shot is one that I got. It is Nat with a bunch of big rocks.

Nat had Mom and Dot lift him up.

Then Nat said, “Beth, get a snap shot of this! I am the rock on top! Get it?”

So which snap shot is the best?







The Bus

Dot led us to a bus stop. At the bus stop there was a thrush.

Nat held up his hand. The thrush was all set to land on his hand, but then Dot said, “Nat, stop that!”

Nat let his hand drop.



At the bus stop, Nat said, “Beth,
this is the best bus!”

I said, “Why? Is it fast?”

“No,” Nat said, “it is not that fast.”

“Then why is it the best?”

Just then, Nat said, “There it is!”

It was a big red bus with
a top deck!






Nat and I sat up on the top deck of the big red bus.

The bus went past a big shop.

“That is where Mom shops,” said Nat. “That shop has all the best stuff!”





The bus went past a big clock. A bell went ding, dong, ding, dong.

“That is Big Ben!” said Nat.

“Who is Big Ben?” I said.

“Big Ben is not a man,” Nat said.

“Big Ben is the bell that is in that clock.”



The bus went on.

“That is a posh spot there!” Nat said.

“Posh?” I said. “What is that?”

“A posh spot is where stuff costs a lot,” said Nat. “Mom had lunch in there once, and it cost so much that Dad got mad.”



The Man in the Black Hat

All of us got off the bus. Nat led us up to a man in a black hat.

“Beth,” Nat said, “that man will not grin.”

“Why not?” I said.

“His job is to stand there as still as a rock and not grin,” Nat said.



“I will do the best
trick I can,” Nat said.

“But I will bet that
man will not grin.”

Nat did a trick and
fell on his back.

Nat’s trick got all of
us to grin, but the
man in the black hat
did not grin.





“I bet I can get him to grin!” I said.

I did a split, but the man did not grin.

I sang a song and did a jig, but still the man did not grin.





Mom got lots of snap shots of us
and the man in the black hat.
But there is not one snap shot
where that man grins.





The Man in the Kilt

Once Nat and I met a man in a kilt.

I said, “Why is that man in a dress?”

Nat said, “That is not a dress. It is a kilt.”

“A quilt?” I said.

“No,” Nat said. “A kilt.”








“What is a kilt?” I said.

Mom said, “The kilt tells us that the man is a Scot. The cloth on the kilt tells us where the man is from.”

“So the kilt tells us his past?” I said.

“Yes,” said Mom. “It is a bit of his past.”

Mom got this snap shot of us with the man in the kilt!





The Map

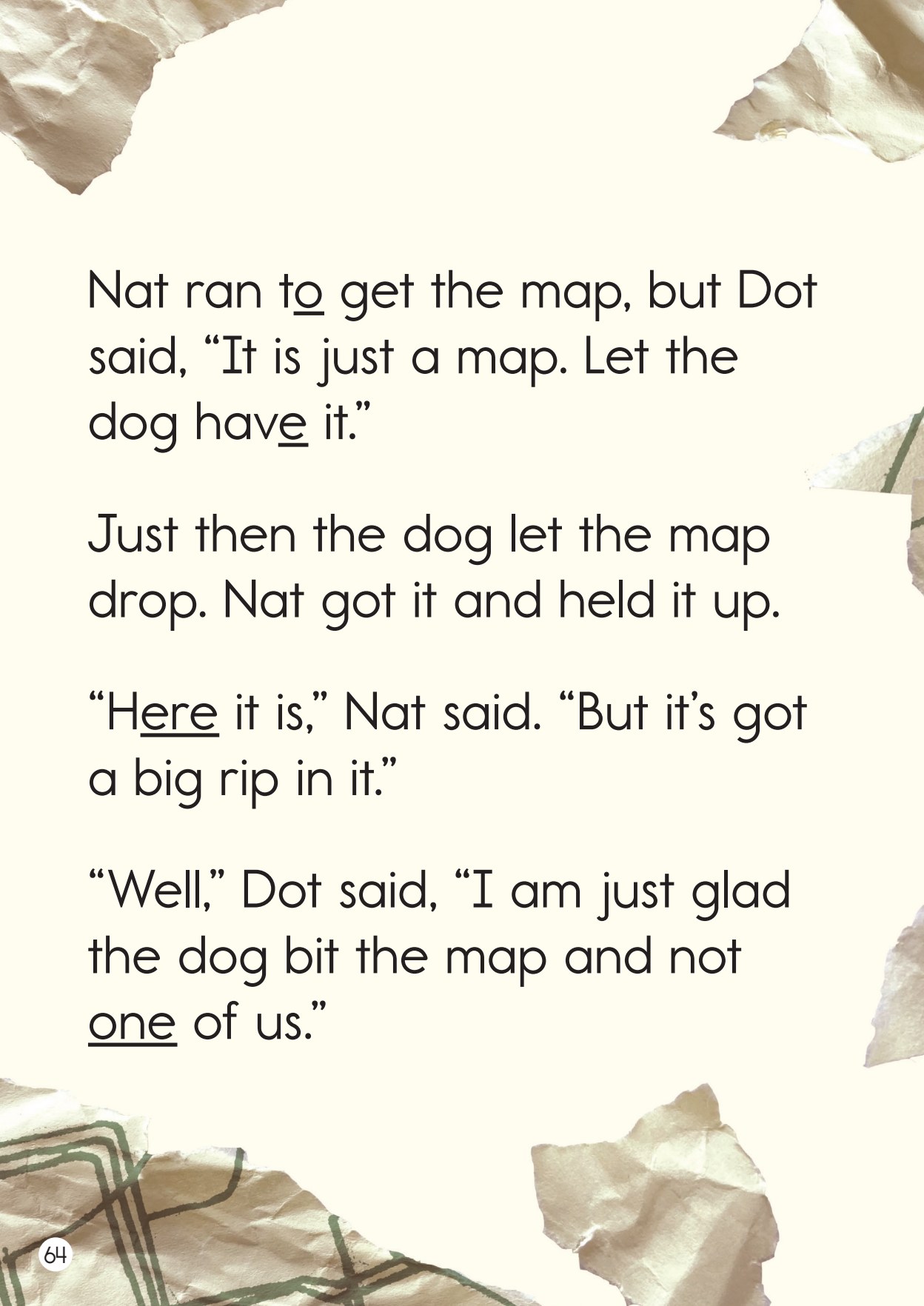
Once all of us were
on a trip when a dog ran
up and bit the map.

Dot said, “Bad dog! Stop that!
Drop that map! Drop it!”

But the dog did not
drop the map. The
dog ran up the block
with the map.







Nat ran to get the map, but Dot said, “It is just a map. Let the dog have it.”

Just then the dog let the map drop. Nat got it and held it up.

“Here it is,” Nat said. “But it’s got a big rip in it.”

“Well,” Dot said, “I am just glad the dog bit the map and not one of us.”



In the Cab

Dot got us a cab.

The cab man said, “Where
to?”

Dot said, “King’s.”

“What is King’s?” I said.

“King’s is a spot to get
lunch,” said Nat.







“If it is King’s,” I said, “I bet it’s posh. Will I get to sit with the king?”

“No,” said Dot with a grin. “But King’s has got the best fish and chips!”

The cab man got us to King’s in a flash. Then all of us went in to have lunch.

KING'S


The Punt

Dot said, “Let’s rent a punt!”

“A punt?” I said. “What’s that?”

Dot led us to a dock. There
were two punts there, as well as
a man with a long stick.

“Let’s rent one!” I said.




All of us got in the punt. The man with the stick got in last.

The man said, “Kids, this punt can tip. If it tips, all of us will get wet. The best thing to do is to sit still and not stand up.”

Nat and I sat still and did not get wet.

It was a lot of fun.





The Trip Back

The trip to the U.K. was so much fun. I was sad that it had to end.

When it did end, Nat and I had a hug. So did Mom and Dot.


Then Mom and I got back on the jet.



When Mom and I got back to the U.S., Dad met us.


“Dad!” I said, “I am glad you are here. I wish you were with us in the U.K. Mom and I went on a punt and had fish and chips at a shop! Nat and I sat on top of a big red bus and went past Big Ben! It was the best trip!”





I got a map of the U.K. and
hung it up.

I stuck red dots on all the spots
Mom and I went to.





Mom got prints of the snap shots
from the trip.

I sent the best ones to Nat!






About this Book

This book has been created for use by students learning to read with the program. Readability levels are suitable for early readers. The book has also been carefully leveled in terms of its “code load,” or the number of spellings used in the stories.

The English writing system is complex. It uses more than 200 spellings to stand for 40-odd sounds. Many sounds can be spelled several different ways, and many spellings can be pronounced several different ways. This book has been designed to make early reading experiences simpler and more productive by using a subset of the available spellings. It uses *only* spellings students have been taught to sound out as part of their phonics lessons, plus a handful of Tricky Words, which have also been deliberately introduced in the lessons. This means the stories will be 100% decodable if they are assigned at the proper time.

As the students move through the program, they learn new spellings and the “code load” in the decodable Readers increases gradually. The code load graphic on this page indicates the number of spellings students are expected to know in order to read the first story of the book and the number of spellings students are expected to know in order to read the final stories in the book. The columns on the opposite page list the specific spellings and Tricky Words students are expected to recognize at the beginning of this Reader. The bullets at the bottom of the opposite page identify spellings, Tricky Words, and other topics that are introduced gradually in the unit this Reader accompanies.



Code Knowledge assumed at the beginning of this Reader:

Note: The listing below of assumed code knowledge lists the vowel and consonant sounds and spellings, Tricky Words, and other language conventions that are reviewed in Lessons 1–19 of this unit before students begin reading the first story in this Reader.

VOWEL SOUNDS AND SPELLINGS:	CONSONANT SOUNDS AND SPELLINGS:	
/i/ as in <u>sk</u> im	/m/ as in <u>sw</u> im	/ch/ as in <u>ch</u> in
/e/ as in <u>be</u> d	/n/ as in <u>ru</u> n	/sh/ as in <u>sh</u> op
/a/ as in <u>ta</u> p	/t/ as in <u>ba</u> t	/th/ as in <u>th</u> en
/u/ as in <u>u</u> p	/d/ as in <u>bi</u> d	/th/ as in <u>th</u> in
/o/ as in <u>fl</u> op	/k/ as in <u>co</u> t and <u>k</u> id	
	/g/ as in <u>lo</u> g	OTHER:
	/f/ as in <u>fa</u> t	
	/s/ as in <u>si</u> t	• Punctuation (period, comma, quotation marks, question mark, exclamation point)
	/z/ as in <u>zi</u> p	• 's (for possession)
	/v/ as in <u>ve</u> t	• Abbreviations (U.K., U.S.)
	/p/ as in <u>ti</u> p	
	/b/ as in <u>ru</u> b	TRICKY WORDS:
	/l/ as in <u>la</u> mp	
	/r/ as in <u>ri</u> p	a, I, no, so, of, is, all, some, from, word, are, were, have, one, once, to, do, two
	/h/ as in <u>ha</u> m	
	/w/ as in <u>we</u> t	
	/j/ as in <u>jo</u> g	
	/y/ as in <u>ye</u> s	
	/x/ as in <u>bo</u> x	

Code Knowledge added gradually in the unit for this Reader:

- Beginning with “Beth”: Tricky Word *the*
- Beginning with “The Trip to the U.K.”: /ng/ as in king
- Beginning with “Bud the Cat”: Tricky Word *said*
- Beginning with “The Fish”: double-letter spellings for consonant sounds, such as ‘ll’, ‘ss’, etc. and /k/ > ‘ck’ as in snack
- Beginning with “The Flag Shop”: Tricky Word *was* and /z/ > ‘s’ as in dogs
- Beginning with “Which Is the Best?”: Tricky Word *which*
- Beginning with “The Bus Stop”: Tricky Words *there*, *why*
- Beginning with “On the Bus”: Tricky Words *where*, *who*, *what*
- Beginning with “The Man in the Kilt”: /qu/ as in quilt
- Beginning with “The Map”: Tricky Words *when*, *here*

ISBN 979-8-89072-886-9

© 2024. Texas Education Agency. Portions of this work are adapted, with permission, from originals created by Amplify Education, Inc. (amplify.com) and the Core Knowledge Foundation (coreknowledge.org).

This work is licensed under a

Creative Commons Attribution-NonCommercial-ShareAlike

4.0 International License.

You are free:

to Share—to copy, distribute, and transmit the work

to Remix—to adapt the work

Under the following conditions:

Attribution—You must attribute any adaptations of the work in the following manner:

This work is based on original works of the Texas Education Agency, as well as prior works by Amplify Education, Inc. (amplify.com) and the Core Knowledge Foundation (coreknowledge.org) and is made available under a Creative Commons Attribution-NonCommercial-ShareAlike 4.0 International License. This does not in any way imply endorsement by those authors of this work.

Noncommercial—You may not use this work for commercial purposes.

Share Alike—If you alter, transform, or build upon this work, you may distribute the resulting work only under the same or similar license to this one.

With the understanding that:

For any reuse or distribution, you must make clear to others the license terms of this work. The best way to do this is with a link to this web page:

<https://creativecommons.org/licenses/by-nc-sa/4.0/>

Trademarks and trade names are shown in this book strictly for illustrative and educational purposes and are the property of their respective owners. References herein should not be regarded as affecting the validity of said trademarks and trade names.

This work is based on prior works of Amplify Education, Inc. (amplify.com) and the Core Knowledge Foundation (coreknowledge.org) made available under a Creative Commons Attribution-NonCommercial-ShareAlike 4.0 International License. This does not in any way imply endorsement by those authors of this work.

Printed in the USA