


GRADE 1 FOUNDATIONAL SKILLS UNIT 6

Digital Components

EDITION 1



9 79889 72864 7

Grade 1

Foundational Skills 6

Digital Components

Acknowledgement:

Thank you to all the Texas educators and stakeholders who supported the review process and provided feedback. These materials are the result of the work of numerous individuals, and we are deeply grateful for their contributions.

Notice: These learning resources have been built for Texas students, aligned to the Texas Essential Knowledge and Skills, and are made available pursuant to Chapter 31, Subchapter B-1 of the Texas Education Code.

If you have further product questions or to report an error, please email openeducationresources@tea.texas.gov.

Table of Contents

Digital Component 1.1	1
Digital Component 1.2	2
Digital Component 2.1	3
Digital Component 2.2	4
Digital Component 2.3	5
Digital Component 5.1	6
Digital Component 6.1	7
Digital Component 7.1.	8
Digital Component 7.2	9
Digital Component 8.1	10
Digital Component 8.2	11
Digital Component 9.1	12
Digital Component 10.1.	13
Digital Component 11.1	14
Digital Component 12.1.	15
Digital Component 13.1.	16

Digital Component 13.2.	17
Digital Component 14.1.	18
Digital Component 15.1.	19
Digital Component 15.2.	20
Digital Component 16.1.	21
Digital Component 17.1	22
Digital Component 18.1.	23
Digital Component 19.1.	24
Digital Component 19.2.	25
Digital Component 20.1	26
Digital Component 20.2	27
Digital Component 20.3	28
Digital Component 21.1.	29
Digital Component 22.1.	30
Digital Component 23.1.	31
Digital Component 24.1.	32





PLAN

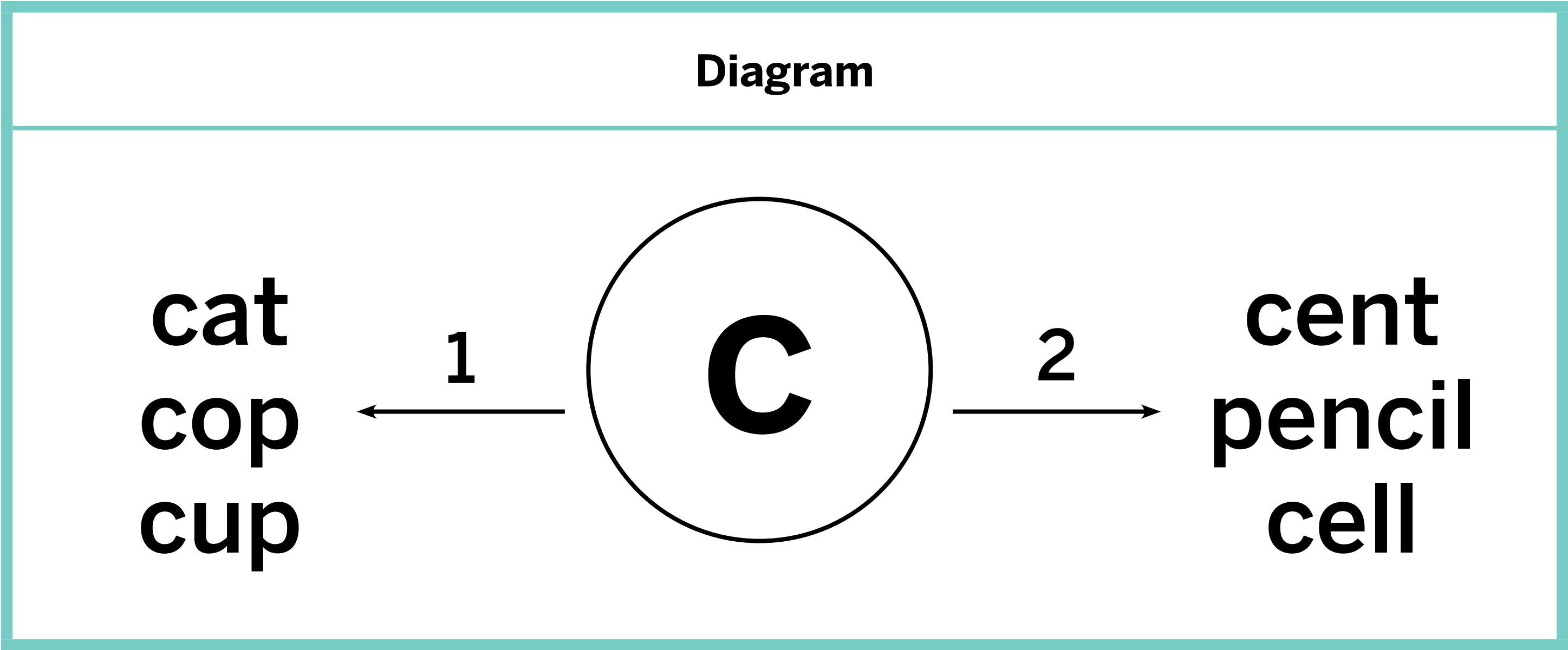







DRAFT



EDIT

The Name of the Tale:	
Who?	Where? When?
	
What?	The tale starts with ...
	Next in the tale ...
	At the end of the tale ...



Tell a Tale That Happened to You	
 Who?	Who was in the tale? Describe them.
 Where?	Where did the tale take place? Describe the setting.
 When?	When did the tale take place? Describe the setting.
 What?	What happened at the start? What happened next? What happened after that? What happened last? Describe all parts of the tale.
 Why?	Why did this happen? Why was this important?

Tricky Words				
1. a	11. were	21. says	31. he	41. because
2. I	12. have	22. was	32. we	42. could
3. no	13. one	23. when	33. be	43. would
4. of	14. once	24. where	34. me	44. should
5. so	15. to	25. why	35. they	45. down
6. all	16. do	26. what	36. their	46. today
7. some	17. who	27. which	37. my	47. tomorrow
8. from	18. two	28. here	38. by	48. yesterday
9. word	19. the	29. there	39. you	49. how
10. are	20. said	30. she	40. your	50. picture

Check the Draft—Step by Step	
1. Check that you described who was in the tale.	
2. Check that you described where the tale took place.	
3. Check that you described when the tale took place.	
4. Check that you described what happened in the tale in order from start to finish.	
5. Check that you described why the tale happened or why it was important.	
6. Aa, Bb, Cc, I	
7. ? . !	
8. Check that the words are spelled well.	


<i>/s/ > ‘c’</i>	<i>/s/ > ‘ce’</i>	<i>/s/ > ‘se’</i>	<i>/ar/ > ‘ar’</i>	Two-Syllable Words
Grace	fence	farmhouse	farm	eggplants
Spencer	force	else	garden	problems
nice			harvest	hornet
raced				

1. Kate went on a trip. She was sad at the start of the trip.
2. Kate met Sani in the coin shop. He was an expert on coins.
3. Kate had found a coin. It was made of silver.

<i>/s/ > ‘c’</i>	<i>/s/ > ‘ce’</i>	<i>/s/ > ‘se’</i>	<i>/t/ > ‘ed’</i>	Two-Syllable Words
Grace	voice	rinsed	picked	picnic
Spencer	glanced		stuffed	basket
raced			asked	summer
center			brushed	river
			slipped	chicken
				cupcake

1. Gus runs.
2. Kate found a coin.
3. Dashone visits the bookshop.
4. Jace hops on one foot.
5. Roger slips on the ice.
6. Ming slides into home base.

Diagram



<i>/s/ > ‘c’</i>	<i>/s/ > ‘se’</i>	Other Two-Syllable Words	Three-Syllable Words
Grace	glimpse	kitchen	excitement
Francis	else	plastic	
raced		insects	
center		termites	

<i>/n/ > ‘kn’</i>	<i>/s/ > ‘c’</i>	<i>/s/ > ‘ce’</i>	<i>/s/ > ‘se’</i>	Two-Syllable Words
knocking	Grace	Vance	moose	trumpet
	Spencer	since	geese	trombone
	concert		house	mister
				master
				racket

/n/ > ‘kn’	/s/ > ‘ce’	/ae/ > ‘a_e’
knapsack	price	sale
knives	choice	games

<i>/n/ > ‘kn’</i>	<i>/s/ > ‘c’</i>	<i>/s/ > ‘ce’</i>	<i>/s/ > ‘se’</i>	<i>/k/ > ‘ck’</i>	Two-Syllable Words
knees	winces	voices	house	ducks	thunder
knock	place			blocked	darkness
kneeling				knock	scamper
					shelter

1. The princess scratches her leg.
2. Our town is large.
3. The prince has a loud voice.
4. Francis asked his dad, “Can _____ ride the horse?”
5. Dad said, “Yes, Francis, _____ can ride the horse.”

<i>/s/ > ‘c’</i>	<i>/s/ > ‘ce’</i>	<i>/s/ > ‘se’</i>	Double Spellings	Two-Syllable Words
Spencer	chances	house	Jill	morning
face			matter	finis
glances			stuff	
place			Pepper	
			shutters	

/n/ > ‘kn’	/er/ > ‘er’	/or/ > ‘or’	/ar/ > ‘ar’	Two-Syllable Words
knocked	shelter	or	start	expect
	Spencer	storm	arm	finis
	thunder	porch	barn	picnic

cats ‘s’ > /s/	dogs ‘s’ > /z/	foxes ‘es’ > /ez/
------------------------------------	------------------------------------	---------------------------------------

/n/ > ‘kn’	/s/ > ‘c ’	Other Two-Syllable Words	Three-Syllable Words
knapsack	nice	Frisbee	exercise
	place	sunscreen	
	exercise	flip-flops	

<i>/w/ > ‘wh’</i>	<i>/n/ > ‘kn’</i>	<i>/s/ > ‘c’</i>	Double Consonants
whimpers	Knox	center	soccer
while	knocked	nice	quitter
	knee		winner

/w/ > ‘wh’	/n/ > ‘kn’	/s/ > ‘se’	Two-Syllable Words
whip	Knox	house	invites
when	knife		chickens
wheel			muffin
			frosting

/ng/ > ‘n’	/w/ > ‘wh’	/n/ > ‘kn’	Multi-Syllable Words
honks	white	knee	perform
clunks	whoops		performer
thinks			

Adjectives	Prepositions
short	to
dark	with
glad	by

Diagram

nap
fun
nod

1



n

2



pink
drink
bank

1. Roger and Jack went to the zoo.
2. Kate ran home.
3. Mom and Dad went to dinner.
4. The snake slithered by.
5. Tom jumped up and down.
6. Sam and I had milk with lunch.
7. The rabbit ate a carrot.
8. Dad and I went to a game.

1. Reese asked her mom, “May _____ have a snack?”
 2. Mom said, “Yes, _____ may have a snack.”
 3. Bill asked Fred, “Do _____ have a pen?”
 4. Fred said, “Yes, _____ have a pen.”
-
5. Cesar said, “Will _____ play football with me?”
 6. His friend said, “No, _____ have homework.”
 7. Cesar said, “Ok, _____ will play by myself.”
 8. His friend said “I will play with _____ tomorrow.”

<i>/ng/ > ‘ng’</i>	<i>/s/ > ‘c’</i>	Double Consonants	<i>/oi/ > ‘oi’</i>	Two-Syllable Words
fingers	face	Hopper	point	contest
longer	race	winner	hoist	target

/w/ > ‘wh’	/ng/ > ‘n’	/s/ > ‘c’	/<u>oo</u>/ > ‘oo’
wheel	think	excitement	shoots
whizzing	pink		hoops
whooshing			food
while			
when			

/ng/ > ‘n’	/w/ > ‘wh’	Other Two-Syllable Words
oinks	when	livestock
pink	white	Buster
tank	what	inspects
flank	whimpers	
thinks	which	

/ng/ > ‘n’	/w/ > ‘wh’	/n/ > ‘kn’	Two-Syllable Words
thinks	whisper	knit	udder
	whizbang		bucket

/ng/ > ‘n’	/w/ > ‘wh’	Other Two-Syllable Words
Hank	when	harvest
chunk	what	combine
fingers		
think		relic
thanks		muffins

ISBN 979-8-89072-983-5

© 2024. Texas Education Agency. Portions of this work are adapted, with permission, from originals created by

Amplify Education, Inc. (amplify.com) and the Core Knowledge Foundation (coreknowledge.org).

This work is licensed under a Creative Commons Attribution-NonCommercial-ShareAlike 4.0 International License.

You are free:

to Share—to copy, distribute, and transmit the work
to Remix—to adapt the work

Under the following conditions:

Attribution—You must attribute any adaptations of the work in the following manner:

This work is based on original works of the Texas Education Agency, as well as prior works by Amplify Education, Inc. (amplify.com) and the Core Knowledge Foundation (coreknowledge.org) and is made available under a Creative Commons Attribution-NonCommercial-ShareAlike 4.0 International License. This does not in any way imply endorsement by those authors of this work.

Noncommercial—You may not use this work for commercial purposes.

Share Alike—If you alter, transform, or build upon this work, you may distribute the resulting work only under the same or similar license to this one.

With the understanding that:

For any reuse or distribution, you must make clear to others the license terms of this work. The best way to do this is with a link to this web page:

<https://creativecommons.org/licenses/by-nc-sa/4.0/>

Trademarks and trade names are shown in this book strictly for illustrative and educational purposes and are the property of their respective owners. References herein should not be regarded as affecting the validity of said trademarks and trade names.

This work is based on prior works of Amplify Education, Inc. (amplify.com) and the Core Knowledge Foundation (coreknowledge.org) made available under a Creative Commons Attribution- NonCommercial-ShareAlike 4.0 International License. This does not in any way imply endorsement by those authors of this work.

Printed in the USA