


GRADE 1 FOUNDATIONAL SKILLS UNIT 7

Digital Components

EDITION 1



Grade 1

Foundational Skills 7

Digital Components

Acknowledgement:

Thank you to all the Texas educators and stakeholders who supported the review process and provided feedback. These materials are the result of the work of numerous individuals, and we are deeply grateful for their contributions.

Notice: These learning resources have been built for Texas students, aligned to the Texas Essential Knowledge and Skills, and are made available pursuant to Chapter 31, Subchapter B-1 of the Texas Education Code.

If you have further product questions or to report an error, please email openeducationresources@tea.texas.gov.

Table of Contents

Digital Component 2.1	1	Digital Component 13.1	15
Digital Component 3.1	2	Digital Component 14.1	16
Digital Component 4.1	3	Digital Component 14.2	17
Digital Component 5.1	4	Digital Component 14.3	18
Digital Component 5.2	5	Digital Component 14.4	19
Digital Component 7.1	6	Digital Component 15.1	20
Digital Component 7.2	7	Digital Component 16.1	21
Digital Component 8.1	8	Digital Component 16.2	22
Digital Component 8.2	9	Digital Component 16.3	23
Digital Component 9.1	10	Digital Component 16.4	24
Digital Component 9.2	11	Digital Component 16.5	25
Digital Component 10.1	12	Digital Component 17.1	26
Digital Component 12.1	13	Digital Component 17.2	27
Digital Component 12.2	14		

/ae/ > ‘ai’	/ae/ > ‘ay’	Two-Syllable Words
air	Kay	coleslaw
	paying	hopscotch
	play	invite
	crayons	
	playground	

cats ‘s’ > /s/	dogs ‘s’ > /z/	foxes ‘es’ > /ez/
hats	planes	patches
clocks	waves	boxes
ants	mandrills	rashes

/ae/ > ‘ay’	Two-Syllable Words
day	shopper
Kay	dinner
play	outside
say	finished

/ae/ > ‘ai’	/ae/ > ‘ay’	Multisyllable Words	Tricky Words
pain	today	Mexican	Mexico
	saying	foolish	
		redder	

1. Run in place.

2. Stand and clap.

3. Take a nap.

4. Eat your lunch.

5. Pet the dog.

6. Feed the fish.

7. Catch the train.

8. Ride a plane.

9. Martez hates coleslaw.


10. Kay plays hopscotch.

11. Martez likes pork chops.

12. Kay draws with crayons.

1. Carl likes to jump run and hop.
2. Track soccer and golf are sports.
3. I like cats and dogs.
4. Pants jackets and blouses are clothing.
5. Winter can be freezing dark and long.
6. In the port are ships tugboats and barges.
7. Cheese and chips are snacks.

/ae/ > ‘ai’	/ae/ > ‘ay’	Two-Syllable Words	Tricky Words
mail	play	summer	talk
wait	way	Spanish	
Spain	day		
	say		



/ae/ > ‘ai’	/ae/ > ‘ay’	Multisyllable Words	Tricky Words
explains	holiday	tribute	Hidalgo
	pay	September	
		British	

1. I can sit and wait
2. Can you go on the trip
3. I am so glad to go to the zoo
4. gail had a bike where is it
5. carmen likes grapes ham and chips
6. david scraped his knee hand and chin when he fell.
7. Slush is gray wet and freezing.
8. The park has a slide and swings.
9. Mom made a cake a tart and ice pops for us.
10. I like to draw pictures with pencils crayons and paint.
11. Do not forget to bring your hat scarf and mittens!

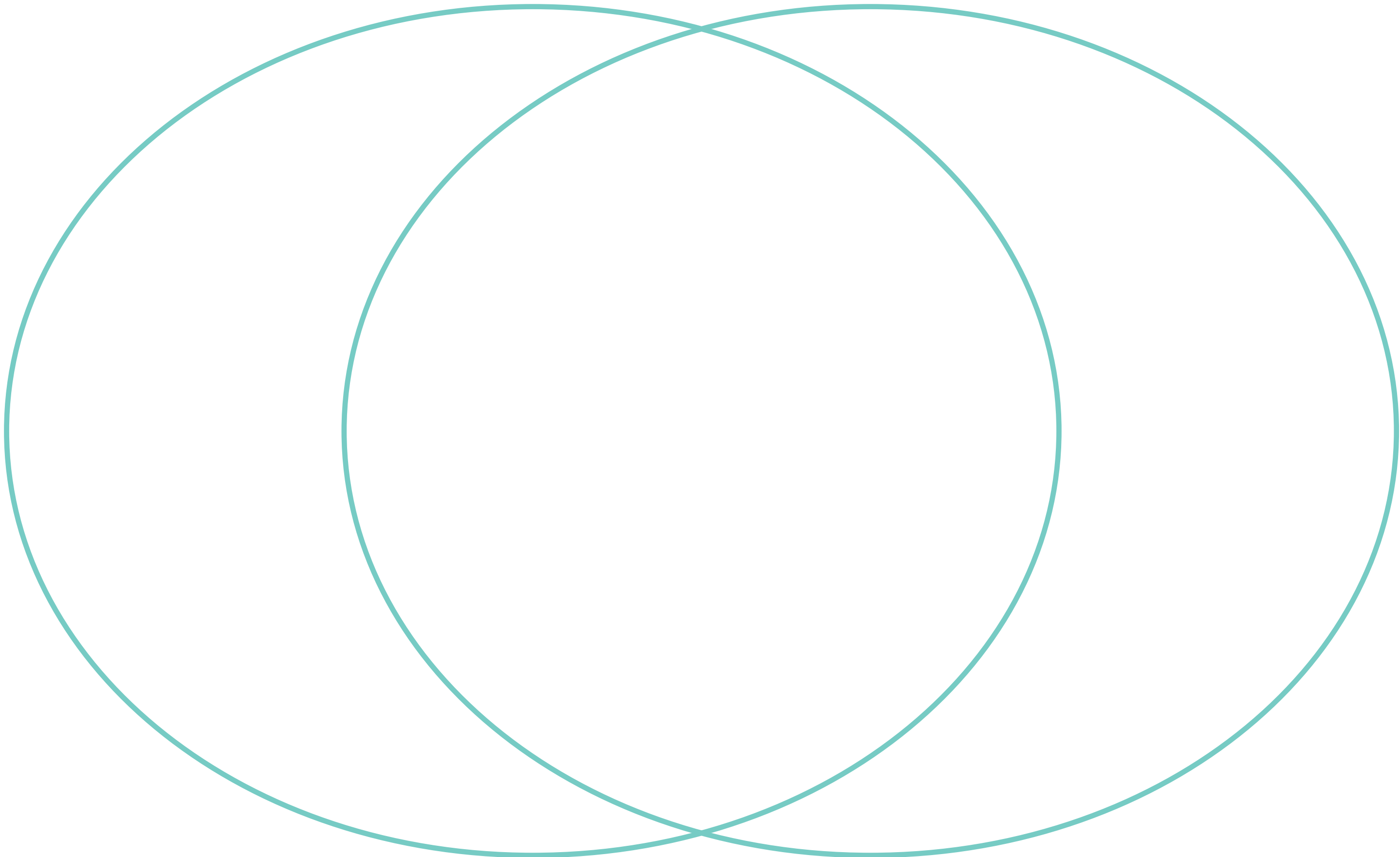
/ae/ > ‘ai’	/ae/ > ‘ay’	Tricky Words
explains	day	gracias
exclaims	Kay	
wait		

/ae/ > ‘ai’	/ae/ > ‘ay’	Two-Syllable Words	Tricky Words
airport	staying	deserts	Carlos
plains	day	whispers	
rainforests	way	describes	
	pay	wetlands	
	Kay		

/oe/ > ‘oa’	/ae/ > ‘ai’	/ae/ > ‘ay’	Multisyllable Words	Tricky Words
boasts	raises	yesterday	Mister	Gomez
groans		pay	ourselves	

Yes Votes

No Votes



/oe/ > ‘oa’	/ae/ > ‘ay’	Multisyllable Words
roads	way	Spanish
	today	empire
		Aztec
		Cortez

/ae/ > ‘ay’	Multisyllable Words
way	Gomez
	Mexico
	important
	offer

	Paletas	Pyramids
What They Are		
Kay and Martez’s Experience		

Cut out the boxes on Page 14.2 and paste them on this page in the proper order.






Planting Seeds

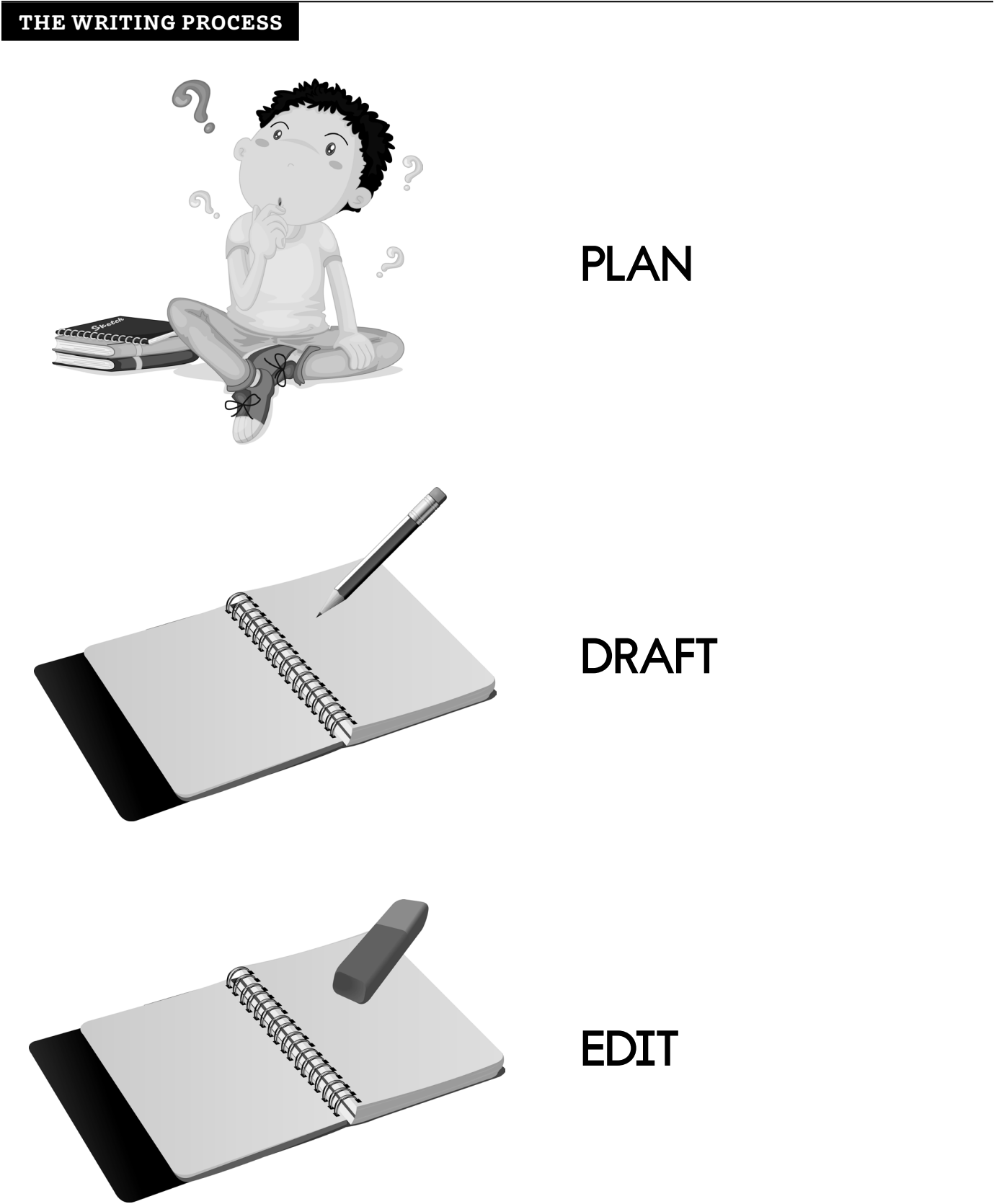
The steps tell you how to plant seeds.

1.	<u>picture</u>	sentence
2.	<u>picture</u>	sentence
3.	<u>picture</u>	sentence
4.	<u>picture</u>	sentence
5.	<u>picture</u>	sentence

Result: If you do all of the steps, you will soon have seedlings and then plants.

Cut out the boxes from this page and paste them on Page 14.1 in the proper order.

	Keep the soil moist.
	Place soil in a pot.
	Make holes in the soil.
	Close holes and wet the soil.
	Place the seeds in the holes, one seed per hole.



/ae/ > ‘ai’	/ae/ > ‘ay’	Two-Syllable Words
paintings	day	market
painted	pay	knickknacks
		patterns
		glitter
		limit

Planning Template

The steps tell you how to:
1.
2.
3.
4.
5.
Result:

Directions: Have students draft instructions on how to draw the sun or how to feed a pet. Have the student write complete sentences.

The steps tell you how to

1.

2.

3.

4.

5.

If you do all of the steps,
then

1. wet toothbrush
2. toothpaste on toothbrush
3. brush teeth
4. rinse mouth
5. rinse toothbrush

How to Brush Teeth

The steps tell you how to brush your teeth.

1. Wet your toothbrush.
2. Place toothpaste on your toothbrush.
3. Brush your teeth.
4. Rinse your mouth.
5. Rinse your toothbrush.

If you follow all of the steps, then you will have clean teeth.

/ae/ > ‘ai’	/ae/ > ‘ay’	Two-Syllable Words
rainforest	day	farewell
	say	harness
	layer	
	pay	

Check the Draft

1. Check that you named your steps with a title.	
2. Check that you wrote a starting sentence.	
3. Check that you wrote what to do as step one.	
4. Check that you wrote what to do next.	
5. Check that you wrote what to do last.	
6. Check that you finished with the result.	
7. Check for Aa, Bb, Cc and ? . !	
8. Check that the words are spelled well.	

ISBN 979-8-89072-771-8

© 2024. Texas Education Agency. Portions of this work are adapted, with permission, from originals created by

Amplify Education, Inc. (amplify.com) and the Core Knowledge Foundation (coreknowledge.org).

This work is licensed under a

Creative Commons Attribution-NonCommercial-ShareAlike

4.0 International License.

You are free:

to Share—to copy, distribute, and transmit the work

to Remix—to adapt the work

Under the following conditions:

Attribution—You must attribute any adaptations of the work in the following manner:

This work is based on original works of the Texas Education Agency, as well as prior works by Amplify Education, Inc. (amplify.com) and the Core Knowledge Foundation (coreknowledge.org) and is made available under a Creative Commons Attribution-NonCommercial-ShareAlike 4.0 International License. This does not in any way imply endorsement by those authors of this work.

Noncommercial—You may not use this work for commercial purposes.

Share Alike—If you alter, transform, or build upon this work, you may distribute the resulting work only under the same or similar license to this one.

With the understanding that:

For any reuse or distribution, you must make clear to others the license terms of this work. The best way to do this is with a link to this web page:

<https://creativecommons.org/licenses/by-nc-sa/4.0/>

Trademarks and trade names are shown in this book strictly for illustrative and educational purposes and are the property of their respective owners. References herein should not be regarded as affecting the validity of said trademarks and trade names.

This work is based on prior works of Amplify Education, Inc. (amplify.com) and the Core Knowledge Foundation (coreknowledge.org) made available under a Creative Commons Attribution- NonCommercial-ShareAlike 4.0 International License. This does not in any way imply endorsement by those authors of this work.

Printed in the USA