


GRADE 3 FOUNDATIONAL SKILLS UNIT 4

Digital Components

EDITION 1



Grade 3

Foundational Skills 4

Digital Components

Acknowledgement:

Thank you to all the Texas educators and stakeholders who supported the review process and provided feedback. These materials are the result of the work of numerous individuals, and we are deeply grateful for their contributions.

Notice: These learning resources have been built for Texas students, aligned to the Texas Essential Knowledge and Skills, and are made available pursuant to Chapter 31, Subchapter B-1 of the Texas Education Code.

If you have further product questions or to report an error, please email

openeducationresources@tea.texas.gov.

Table of Contents

Digital Component 5.1 1

Digital Component 5.2 3

Digital Component 6.1 4

Digital Component 8.1 5

Digital Component 9.1 6

Digital Component 9.2 7

Digital Component 11.1 8

Digital Component 11.2 9

Prefix *un*– Crossword Puzzle

Read each sentence, and fill in the blank space with the prefix *un*– word that best completes the sentence. Write neatly in cursive. Then, write the word in the correct space on the crossword puzzle.

Word Bank

unlike	unload	unlucky
unpack	unscrew	unusual
unworn		


Across

1. Jamal’s shirt was _____. He had not put it on before.
2. The cake was _____ anything I had ever seen, with amazing decorations that moved and lit up.
3. When my mom gets home with the groceries, I will help her _____ the bags from the car.
4. When I get to the hotel, I will first _____ all of my clothes from my suitcase.

Down

1. Seeing a bald eagle in the wild is rare. It is _____.
3. Samantha felt _____ when she missed the bus and had to walk to school in the rain and then she tripped in a puddle and dropped her books.
5. Jaden’s hands were slippery, so he could not _____ the cap of his water bottle.

Use at least of one the words from the word bank in your own sentence. Write neatly in cursive leaving spaces between words.



Word Matrix *un-*

un-	Base Word	-ed
		-ing
		-able

Practice with Prefixes *dis-* and *mis-*

Determine whether *dis-* or *mis-* is the correct prefix for each word. Circle the prefix, and neatly write the new word in cursive.

Prefix	Base Word	New Word
<i>dis-</i> / <i>mis-</i>	manage	
<i>dis-</i> / <i>mis-</i>	courage	
<i>dis-</i> / <i>mis-</i>	understood	
<i>dis-</i> / <i>mis-</i>	appear	

Word Matrix *pre-*

<i>pre-</i>	Base Word	<i>-ed</i>
<i>un-</i>		<i>-ing</i>
<i>non-</i>		<i>-ly</i>

Dictation

Listen closely as your teacher says each word and write them neatly in cursive on the lines below.

1. _____

2. _____

3. _____

4. _____


5. _____

Write the dictated sentence. Write neatly in cursive, leaving spaces between words.

6. _____

Suffix *-ist* Crossword Puzzle

Read each clue. Add *-ist* to each base word, and use the words to answer the clues and complete the puzzle. Write neatly in cursive.



art	cartoon	flute
novel	tour	violin

Across

- 1. A _____ is another word for author, which is someone who writes stories and books that are published.
- 2. Emily is a talented musician and is currently a _____ in the high school marching band.
- 3. Mrs. Jensen is not only the librarian, she is also a _____ who enjoys drawing funny comics.

Down

- 1. The museum in Dallas, Texas, highlights the paintings and sculptures of many famous _____.
- 2. Jake has enjoyed playing in the string section and has just become a _____ in the National Symphony Orchestra.
- 3. My grandmother has toured all the national parks and monuments in the United States. Our family calls her a true _____.

Choose two of the words, and use them together in a sentence. Remember to write in cursive, leaving spaces between the words.

Review Suffix *-al*

Read the sentence. Write the word containing *-al* suffix on the line. Then, use context clues to write the meaning of the word. Write neatly in cursive, leaving spaces between words.

1. The family packed their swimsuits and sunscreen for their trip to the tropical island, where they would relax on sandy beaches and swim in warm turquoise waters.

Word: _____

Definition: _____

2. When the sad movie ended, tears filled her eyes, and she hugged her mom tightly, feeling emotional after watching the heartwarming story.

Word: _____

Definition: _____

3. The flag proudly waved in the breeze, displaying the red, white, and blue colors that symbolized pride for their national identity and unity as a country.

Word: _____

Definition: _____

4. She ate a fractional piece of the giant cake, leaving most of it untouched for others to enjoy, as she wanted to save room for dinner.

Word: _____

Definition: _____

5. Write a sentence using one of the words from above. Write neatly in cursive, leaving space between words.

Mix and Mingle

Move the Mix and Mingle cards around to create words. Once a word has been created, write it on the lines below. For your word to count, it must be spelled correctly. Write neatly in cursive.

- 1. _____
- 2. _____
- 3. _____
- 4. _____
- 5. _____
- 6. _____
- 7. _____
- 8. _____
- 9. _____

- 10. _____
- 11. _____
- 12. _____
- 13. _____
- 14. _____
- 15. _____
- 16. _____

Choose two of the words above, and write a sentence for each. Write neatly in cursive, leaving spaces between words.

- 17. _____

- 18. _____

ISBN 979-8-89072-027-6

© 2024. Texas Education Agency. Portions of this work are adapted, with permission, from originals created by

Amplify Education, Inc. (amplify.com) and the Core Knowledge Foundation (coreknowledge.org).

This work is licensed under a

Creative Commons Attribution-NonCommercial-ShareAlike

4.0 International License.

You are free:

to Share—to copy, distribute, and transmit the work

to Remix—to adapt the work

Under the following conditions:

Attribution—You must attribute any adaptations of the work in the following manner:

This work is based on original works of the Texas Education Agency, as well as prior works by Amplify Education, Inc. (amplify.com) and the Core Knowledge Foundation (coreknowledge.org) and is made available under a Creative Commons Attribution-NonCommercial-ShareAlike 4.0 International License. This does not in any way imply endorsement by those authors of this work.

Noncommercial—You may not use this work for commercial purposes.

Share Alike—If you alter, transform, or build upon this work, you may distribute the resulting work only under the same or similar license to this one.

With the understanding that:

For any reuse or distribution, you must make clear to others the license terms of this work. The best way to do this is with a link to this web page:

<https://creativecommons.org/licenses/by-nc-sa/4.0/>

Trademarks and trade names are shown in this book strictly for illustrative and educational purposes and are the property of their respective owners. References herein should not be regarded as affecting the validity of said trademarks and trade names.

This work is based on prior works of Amplify Education, Inc. (amplify.com) and the Core Knowledge Foundation (coreknowledge.org) made available under a Creative Commons Attribution- NonCommercial-ShareAlike 4.0 International License. This does not in any way imply endorsement by those authors of this work.

Printed in the USA