

KINDERGARTEN FOUNDATIONAL SKILLS UNIT 1

Digital Components

EDITION 1



9 79889 72822 7

Kindergarten

Foundational Skills 1

Digital Components

Acknowledgement:

Thank you to all the Texas educators and stakeholders who supported the review process and provided feedback. These materials are the result of the work of numerous individuals, and we are deeply grateful for their contributions.

Notice: These learning resources have been built for Texas students, aligned to the Texas Essential Knowledge and Skills, and are made available pursuant to Chapter 31, Subchapter B-1 of the Texas Education Code.

If you have further product questions or to report an error, please email openeducationresources@tea.texas.gov.

Table of Contents

Digital Component 3.1 1

Digital Component 3.2 2

Digital Component 4.1 3

Digital Component 6.1 4

Digital Component 7.1. 5


Digital Component 8.1 6

Digital Component 9.1 7

Digital Component 9.2 8




Directions: Have students trace the dotted vertical lines, starting at the stars and moving down. (There are more on the back.) Students may color the picture (optional).




Directions: Have students trace the dotted horizontal lines, starting at the stars and moving to the right. (There are more on the back.) Students may color the pictures (optional).







Directions: Ask students to trace the dotted circles, starting at the stars and moving to the left. Students may color the pictures (optional).




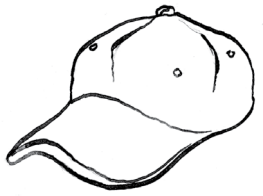






Directions: Ask students to trace the dotted lines, starting at the stars. Students may color the pictures (optional).










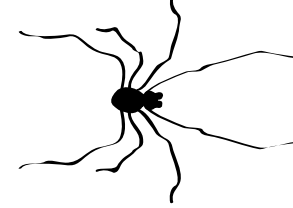

Directions: Ask students to trace the dotted lines, starting at the stars and moving down on the front of the activity page and moving to the right on the back of the activity page. Students may color the pictures (optional).

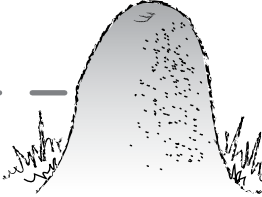


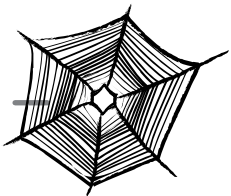





















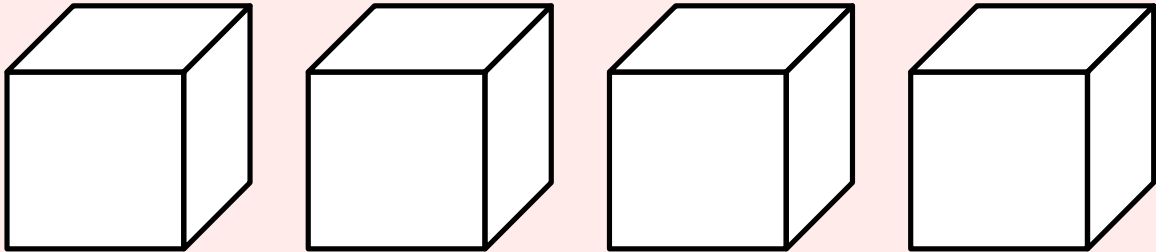




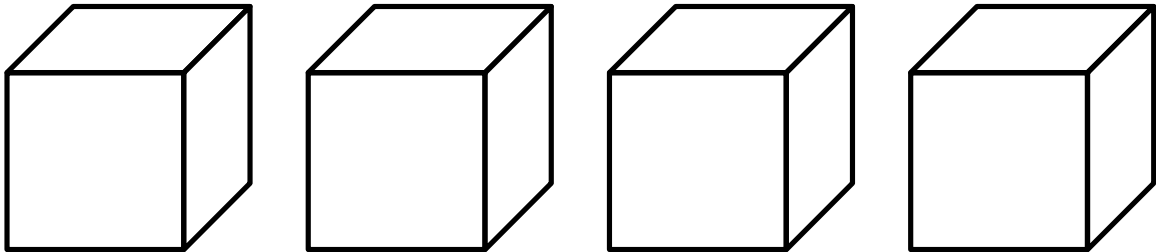


Directions: For each sentence, ask students to circle one cube for each word in the sentence read aloud.

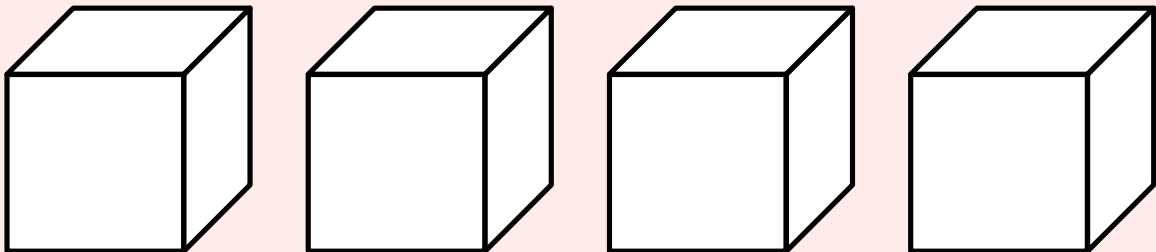
1.



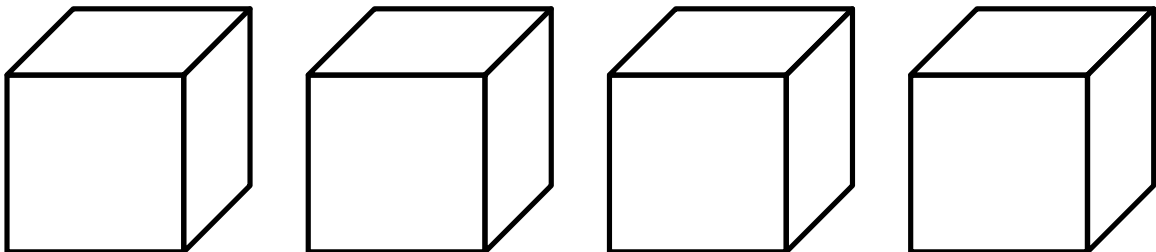
2.



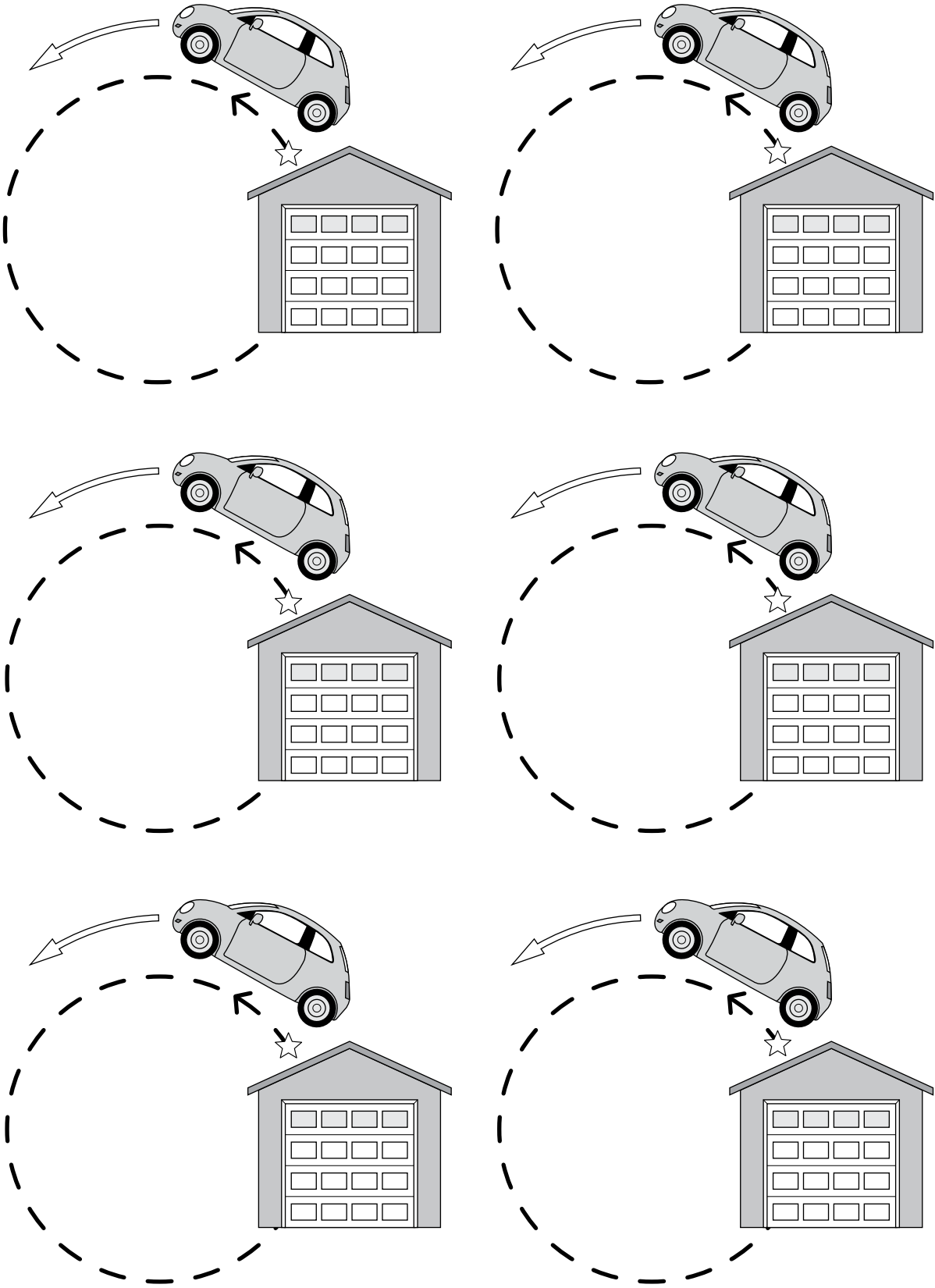
3.




4.



Directions: Ask students to trace the dotted circles, starting at the stars and moving to the left. Students may color the pictures (optional).



Directions: Ask students to trace the dotted lines, starting at the stars. Students may color the pictures (optional).



ISBN 979-8-89072-822-7

© 2024. Texas Education Agency. Portions of this work are adapted, with permission, from originals created by

Amplify Education, Inc. (amplify.com) and the Core Knowledge Foundation (coreknowledge.org).

This work is licensed under a

Creative Commons Attribution-NonCommercial-ShareAlike

4.0 International License.

You are free:

to Share—to copy, distribute, and transmit the work

to Remix—to adapt the work

Under the following conditions:

Attribution—You must attribute any adaptations of the work in the following manner:

This work is based on original works of the Texas Education Agency, as well as prior works by Amplify Education, Inc. (amplify.com) and the Core Knowledge Foundation (coreknowledge.org) and is made available under a Creative Commons Attribution-NonCommercial-ShareAlike 4.0 International License. This does not in any way imply endorsement by those authors of this work.

Noncommercial—You may not use this work for commercial purposes.

Share Alike—If you alter, transform, or build upon this work, you may distribute the resulting work only under the same or similar license to this one.

With the understanding that:

For any reuse or distribution, you must make clear to others the license terms of this work. The best way to do this is with a link to this web page:

<https://creativecommons.org/licenses/by-nc-sa/4.0/>

Trademarks and trade names are shown in this book strictly for illustrative and educational purposes and are the property of their respective owners. References herein should not be regarded as affecting the validity of said trademarks and trade names.

This work is based on prior works of Amplify Education, Inc. (amplify.com) and the Core Knowledge Foundation (coreknowledge.org) made available under a Creative Commons Attribution- NonCommercial-ShareAlike 4.0 International License. This does not in any way imply endorsement by those authors of this work.

Printed in the USA