

KINDERGARTEN FOUNDATIONAL SKILLS UNIT 6

Digital Components

EDITION 1



Kindergarten

Foundational Skills 6

Digital Components

Acknowledgement:

Thank you to all the Texas educators and stakeholders who supported the review process and provided feedback. These materials are the result of the work of numerous individuals, and we are deeply grateful for their contributions.

Notice: These learning resources have been built for Texas students, aligned to the Texas Essential Knowledge and Skills, and are made available pursuant to Chapter 31, Subchapter B-1 of the Texas Education Code.

If you have further product questions or to report an error, please email openeducationresources@tea.texas.gov.

Table of Contents

Digital Component 1.1 1

Digital Component 1.2 2

Digital Component 2.1 3

Digital Component 2.2 4

Digital Component 3.1 5

Digital Component 4.1 6

Digital Component 6.1 7

Digital Component 6.2 8

Digital Component 8.1 9

Digital Component 10.1 10

Digital Component 11.1 11

Digital Component 11.2 12

Digital Component 15.1 13

Digital Component 16.1 14

Digital Component 17.1 15

1. the

2. look

3. one

4. a

5. blue

6. two

7. three

8. yellow

Directions: Have students write the word from the box to complete each sentence and then read the sentence aloud.

I

1. _____ can _____ .



2. _____ can _____ .



3. _____ can _____ .



4. _____ can _____ .



5. _____ can _____ and _____ .



6. _____ can _____ and _____ .



7. _____ can _____ and _____ .



- | | |
|-----------------|-----------------|
| 1. step in mud | 5. mom can swim |
| 2. trip on rug | 6. spot on dog |
| 3. frog on log | 7. big blob |
| 4. dad can clap | 8. red crab |

Directions: Have students write each word under its matching picture.

crab

drum

frog

steps



twig

flag

swim

plug



as
is

his
has

1. Stan _____ mad at Fred.

2. Jim _____ not met Tim.

3. Ted is _____ dad.

4. Jen is not as sad _____ Kim.

Directions: Have students complete each sentence.

Directions: Have students write the words that end in 's' pronounced /s/ under the /s/ header and the words that end in 's' pronounced /z/ under the /z/ header.

legs	pots	jets	pens
rats	bags	beds	hats

/s/ as in cats



=====

=====

=====

=====

/z/ as in dogs



=====

=====

=====

=====

rubs	taps	hits	sips
wins	sits	begs	tugs

/s/ as in naps



=====

=====

=====

=====

/z/ as in runs



=====

=====

=====

=====

1. l

2. the

3. look

4. one

5. a

6. blue

7. two

8. three

9. yellow

Directions: Have students write the dictated words.

1.

2.

3.

4.

5.

6.

7.

8.

9.

10.

Directions: Have students write the dictated words.

1.

_____	_____	_____
-----	-----	-----
_____	_____	_____

2.

_____	_____	_____
-----	-----	-----
_____	_____	_____

3.

_____	_____	_____
-----	-----	-----
_____	_____	_____

4.

_____	_____	_____
-----	-----	-----
_____	_____	_____

5.

_____	_____	_____	_____
-----	-----	-----	-----
_____	_____	_____	_____

6.

_____	_____	_____	_____
-----	-----	-----	-----
_____	_____	_____	_____

7.

_____	_____	_____	_____
-----	-----	-----	-----
_____	_____	_____	_____

8.

_____	_____	_____	_____
-----	-----	-----	-----
_____	_____	_____	_____

9.

_____	_____	_____	_____
-----	-----	-----	-----
_____	_____	_____	_____

10.

_____	_____	_____	_____
-----	-----	-----	-----
_____	_____	_____	_____

Directions: Have students write the dictated words.

1.

_____	_____	_____
-----	-----	-----
_____	_____	_____

2.

_____	_____	_____
-----	-----	-----
_____	_____	_____

3.

_____	_____	_____	_____
-----	-----	-----	-----
_____	_____	_____	_____

4.

_____	_____	_____	_____
-----	-----	-----	-----
_____	_____	_____	_____

5.

_____	_____	_____	_____
-----	-----	-----	-----
_____	_____	_____	_____

6.

_____	_____	_____	_____
-----	-----	-----	-----
_____	_____	_____	_____

7.

_____	_____	_____	_____	_____
-----	-----	-----	-----	-----
_____	_____	_____	_____	_____

8.

_____	_____	_____	_____	_____
-----	-----	-----	-----	-----
_____	_____	_____	_____	_____

9.

_____	_____	_____	_____	_____
-----	-----	-----	-----	-----
_____	_____	_____	_____	_____

10.

_____	_____	_____	_____	_____
-----	-----	-----	-----	-----
_____	_____	_____	_____	_____

1. are

2. a

3. look

4. the

5. !

6. blue





7. yellow

8. one





9. two

10. three

big

1. The  is _____.
2. The  is _____.
3. The  and the  _____
are _____.

little

1. The  is _____.
2. The  is _____.
3. The  and the  _____
are _____.

Directions: Have students write the word from the box to complete each sentence and then read the sentence aloud.

Directions: Have students write each word under its matching picture.

milk

fist

stump

tent



crib

bugs

lamp

stamp



Directions: Have students write the dictated words.

1.

_____	_____	_____
-----	-----	-----
_____	_____	_____

2.

_____	_____	_____
-----	-----	-----
_____	_____	_____

3.

_____	_____	_____
-----	-----	-----
_____	_____	_____

4.

_____	_____	_____
-----	-----	-----
_____	_____	_____

5.

_____	_____	_____
-----	-----	-----
_____	_____	_____

6.

_____	_____	_____	_____
-----	-----	-----	-----
_____	_____	_____	_____

7.

_____	_____	_____	_____
-----	-----	-----	-----
_____	_____	_____	_____

8.

_____	_____	_____	_____	_____
-----	-----	-----	-----	-----
_____	_____	_____	_____	_____

9.

_____	_____	_____	_____	_____
-----	-----	-----	-----	-----
_____	_____	_____	_____	_____

10.

_____	_____	_____	_____	_____
-----	-----	-----	-----	-----
_____	_____	_____	_____	_____

😊 fat cat mat hat

1. fit hit mist fist

2. glum plum punt bum

3. stop stub stab step

4. plan pant plant plug

5. drop drip drug drab

6. hip held help helm

7. crank rust crisp crust

8. swum swam swig swim

9. stand sand stab sad

10. spot spit spat spam

Total Points _____ /10

ISBN 979-8-89072-837-1

© 2024. Texas Education Agency. Portions of this work are adapted, with permission, from originals created by

Amplify Education, Inc. (amplify.com) and the Core Knowledge Foundation (coreknowledge.org).

This work is licensed under a

Creative Commons Attribution-NonCommercial-ShareAlike

4.0 International License.

You are free:

to Share—to copy, distribute, and transmit the work

to Remix—to adapt the work

Under the following conditions:

Attribution—You must attribute any adaptations of the work in the following manner:

This work is based on original works of the Texas Education Agency, as well as prior works by Amplify Education, Inc. (amplify.com) and the Core Knowledge Foundation (coreknowledge.org) and is made available under a Creative Commons Attribution-NonCommercial-ShareAlike 4.0 International License. This does not in any way imply endorsement by those authors of this work.

Noncommercial—You may not use this work for commercial purposes.

Share Alike—If you alter, transform, or build upon this work, you may distribute the resulting work only under the same or similar license to this one.

With the understanding that:

For any reuse or distribution, you must make clear to others the license terms of this work. The best way to do this is with a link to this web page:

<https://creativecommons.org/licenses/by-nc-sa/4.0/>

Trademarks and trade names are shown in this book strictly for illustrative and educational purposes and are the property of their respective owners. References herein should not be regarded as affecting the validity of said trademarks and trade names.

This work is based on prior works of Amplify Education, Inc. (amplify.com) and the Core Knowledge Foundation (coreknowledge.org) made available under a Creative Commons Attribution- NonCommercial-ShareAlike 4.0 International License. This does not in any way imply endorsement by those authors of this work.

Printed in the USA