


KINDERGARTEN FOUNDATIONAL SKILLS UNIT 7

Digital Components

EDITION 1



Kindergarten

Foundational Skills 7

Digital Components

Acknowledgement:

Thank you to all the Texas educators and stakeholders who supported the review process and provided feedback. These materials are the result of the work of numerous individuals, and we are deeply grateful for their contributions.

Notice: These learning resources have been built for Texas students, aligned to the Texas Essential Knowledge and Skills, and are made available pursuant to Chapter 31, Subchapter B-1 of the Texas Education Code.

If you have further product questions or to report an error, please email openeducationresources@tea.texas.gov.

Table of Contents

Digital Component 1.1	1	Digital Component 9.3	15
Digital Component 1.2	2	Digital Component 10.1	16
Digital Component 2.1	3	Digital Component 10.2	17
Digital Component 3.1	4	Digital Component 11.1	18
Digital Component 3.2	5	Digital Component 11.2	19
Digital Component 4.1	6	Digital Component 11.3	20
Digital Component 5.1	7	Digital Component 12.1	21
Digital Component 5.2	8	Digital Component 13.1	22
Digital Component 6.1	9	Digital Component 14.1	23
Digital Component 6.2	10	Digital Component 14.2	24
Digital Component 7.1	11	Digital Component 15.1	25
Digital Component 8.1	12	Digital Component 16.1	26
Digital Component 9.1	13	Digital Component 16.2	27
Digital Component 9.2	14		

Directions: Have students trace and copy the digraph and word and say the sounds while printing.

ch

ch ch ch . .

ch ch ch . .

ch ch ch . .

ch ch ch . .

much much much

.

Directions: Have students write each word under its matching picture.

lunch

branch


bench

chips





Directions: For each picture, have students circle the spelling of the depicted item and write the name of the item on the line.



ch

i

s


t

j

e

z

d



b

i

r


k

p

e

n

ch



ch

i

m


b

c

o

n

p



p

a

n


ch

d

u

t

j



h

i

p


t

ch

a

d

s



g

i

n

sh

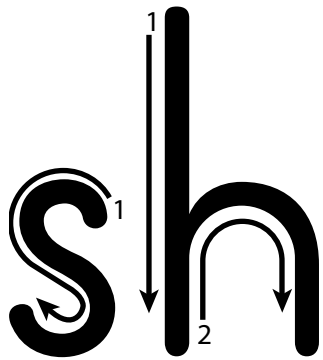
p

e

m


ch

Directions: Have students trace and copy the digraph and word and say the sounds while printing.




			.	.
			.	.
			.	.
			.	.
			.	.
			.	.
			.	.
			.	.

1. shin



2. fish



3. brush



Directions: Have students write each word under its matching picture.

1. one

2. two

3. three

4. the

5. a

6. blue

7. yellow

8. look

9. I

10. are

11. little


Directions: For each picture, have students read the phrases and put a check mark in the box next to the matching phrase.

1.



- ☐ big **ship**
☐ big **shop**

2.



- ☐ his **chin**
☐ his **shin**

3.



- ☐ trash in **chest**
☐ cash in **chest**

4.



- ☐ chop up logs
☐ chop up **ships**

5.



- ☐ fish and **shrimp**
☐ ham and **chips**

6.



- ☐ such big hands
☐ such big cats

7.



- ☐ crush can
☐ crush box

8.



- ☐ dog on bench
☐ cat on bench

9.



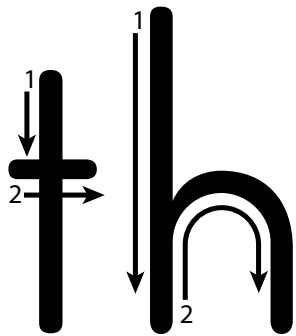
- ☐ crab can pinch
☐ kid can pinch

10.



- ☐ mom **shops**
☐ dad **shops**

Directions: Have students trace and copy the digraph and word and say the sounds while printing.



Directions: Have students write each word under its matching picture.


1. bath




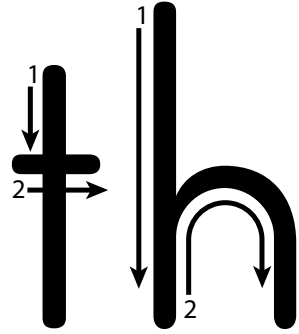
2. moth



3. thumb



Directions: Have students trace and copy the digraph and word and say the sounds while printing.



Directions: Have students write the words with buzzy /th/ under the bee saying “bzzzz” and the words with nonbuzzy /th/ under the crossed-out bee.

math
that

than
this

then
bath

theft
thin



1. branch on path
2. lunch with dad
3. fish and shrimp
4. chimp thumps chest
5. mom and dad
6. big splash
7. cat with fish
8. bad rash

1. thin red fish

2. this man has cash

3. cat and dog


4. chop it with an ax

Directions: Have students write each word under its matching picture.

1.
bench




4.
moth



2. bath



5. cash




3.
lunch



6.
punch



Directions: Have students trace and copy the digraph and word and say the sounds while printing.



qu qu qu . . .

qu qu qu . . .

qu qu qu . . .

qu qu qu . . .

quiz quiz quiz

.

Directions: Have students write 'qu' under the pictures of items that begin with /qu/.



Directions: Have students trace and copy the digraph and word and say the sounds while printing.

ng

ng ng ng

ng ng ng

ng ng ng

ng ng ng

bang bang bang

Directions: Have students write each word under its matching picture.

punch
ring

king
swing



1. one

2. two

3. three

4. the

5. a

6. blue

7. yellow

8. look

9. I

10. are

11. little

12. down

Directions: For each word, have students circle and count the sounds. Have students write the number of sounds in the box and copy the word on the line.

1. ranch

2. ship

3. plush

4. bath

5. chips

6. this

7. song

8. them

9. moth

10. sing

11. bench

12. brush

13. chest

14. thing

/th/ > ‘th’	
Seth	This, this
Smith	

Directions: Have students circle the dictated words and copy them on the lines.

1. then thin

2. song sang

3. gush lush

4. chat chant

5. thing thin

6. quit quilt

/th/ > 'th'	/ <u>th</u> / > 'th'	/ng/ > 'ng'
Seth's	This, this	things
things		strong
think		sing
		songs

1. **thin** **then** **than** ten

6. **quilts** **quits** kilts **quip**

2. **math** pat **path** pats

7. **sing** rang **ring** rung

3. **thin** **chin** **shin** **chip**

8. hut **shut** **shot** **shrug**

4. **lush** **lunch** **bunch** **brunch**

9. **gong** soft **song** **sing**

5. **thrash** rash **trash** trap

10. **quit** **quiz** **quip** **quits**

1. one

2. two

3. three

4. the

5. a

6. blue

7. yellow

8. look

9. I

10. are

11. little

12. down

13. out

/ch/ > ‘ch’	/sh/ > ‘sh’	/th/ > ‘th’	/th/ > ‘th’	/ng/ > ‘ng’
lunch	crush	Seth’s	This, this	brings
		with		strong
		thinks		
		math		


Directions: Have students write each word under the matching picture.

shed
quilt

string
bench

chimp
fish

bath
moth



'sh' >/sh/	'th' >/th/	'qu' >/qu/
fish	Seth	squid
shop		
fresh		
shrimp		

Directions: Have students write each word under the matching picture.

1. ship



2. king



3. cash



4. ring



5. chat




6. chop




/ch/ > ‘ch’	/sh/ > ‘sh’	/th/ > ‘th’
lunch ch	sh rimp	Set th
ch ips	fi sh	wi th
munch ch		
crunch ch		


Directions: For each picture, have students circle the spelling of the depicted item and write the name of the item on the line.




ch	i	p	z
sh	a	b	s




m	i	ch
n	o	th




p	i	u	sh
b	r	n	ch



d	e	sh
f	i	ch



qu	e	l	t
ch	i	f	d



c	e	sh
g	a	s

Directions: For each picture, have students circle the matching word.

1.



bath bed bib

2.



desk disk dusk

3.



fox fog ox

4.

caps **chips** clips

5.



ship shin shop

6.



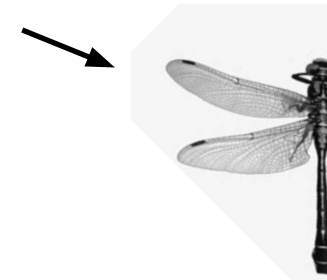
clam clap cap

7.



shelf shrug ship

8.

wig wax **wing**

9.

cat **chin** chest

10.



desk dish drop

/ch/ > ‘ch’	/th/ > ‘th’	/ <u>th</u> / > ‘th’	/ng/ > ‘ng’
fin ch	Seth ’s	th at’s	wi ngs
Ch ip		th at	si ng
mun ch			

ISBN 979-8-89072-842-5

© 2024. Texas Education Agency. Portions of this work are adapted, with permission, from originals created by

Amplify Education, Inc. (amplify.com) and the Core Knowledge Foundation (coreknowledge.org).

This work is licensed under a

Creative Commons Attribution-NonCommercial-ShareAlike

4.0 International License.

You are free:

to Share—to copy, distribute, and transmit the work

to Remix—to adapt the work

Under the following conditions:

Attribution—You must attribute any adaptations of the work in the following manner:

This work is based on original works of the Texas Education Agency, as well as prior works by Amplify Education, Inc. (amplify.com) and the Core Knowledge Foundation (coreknowledge.org) and is made available under a Creative Commons Attribution-NonCommercial-ShareAlike 4.0 International License. This does not in any way imply endorsement by those authors of this work.

Noncommercial—You may not use this work for commercial purposes.

Share Alike—If you alter, transform, or build upon this work, you may distribute the resulting work only under the same or similar license to this one.

With the understanding that:

For any reuse or distribution, you must make clear to others the license terms of this work. The best way to do this is with a link to this web page:

<https://creativecommons.org/licenses/by-nc-sa/4.0/>

Trademarks and trade names are shown in this book strictly for illustrative and educational purposes and are the property of their respective owners. References herein should not be regarded as affecting the validity of said trademarks and trade names.

This work is based on prior works of Amplify Education, Inc. (amplify.com) and the Core Knowledge Foundation (coreknowledge.org) made available under a Creative Commons Attribution- NonCommercial-ShareAlike 4.0 International License. This does not in any way imply endorsement by those authors of this work.

Printed in the USA