


KINDERGARTEN FOUNDATIONAL SKILLS UNIT 8

# Digital Components

EDITION 1



9 79889 72847 0

Acknowledgement:

Thank you to all the Texas educators and stakeholders who supported the review process and provided feedback. These materials are the result of the work of numerous individuals, and we are deeply grateful for their contributions.

**Notice:** These learning resources have been built for Texas students, aligned to the Texas Essential Knowledge and Skills, and are made available pursuant to Chapter 31, Subchapter B-1 of the Texas Education Code.

If you have further product questions or to report an error, please email [openeducationresources@tea.texas.gov](mailto:openeducationresources@tea.texas.gov).

Kindergarten

# **Foundational Skills 8**

**Digital Components**

# Table of Contents

Digital Component 1.1 . . . . .	1	Digital Component 9.2 . . . . .	18
Digital Component 1.2 . . . . .	2	Digital Component 10.1 . . . . .	19
Digital Component 1.3 . . . . .	3	Digital Component 10.2 . . . . .	20
Digital Component 2.1 . . . . .	4	Digital Component 12.1 . . . . .	21
Digital Component 2.2 . . . . .	5	Digital Component 13.1 . . . . .	22
Digital Component 2.3 . . . . .	6	Digital Component 13.2 . . . . .	23
Digital Component 3.1 . . . . .	7	Digital Component 14.1 . . . . .	24
Digital Component 4.1 . . . . .	8	Digital Component 14.2 . . . . .	25
Digital Component 4.2 . . . . .	9	Digital Component 14.3 . . . . .	26
Digital Component 5.1 . . . . .	10	Digital Component 15.1 . . . . .	27
Digital Component 5.2 . . . . .	11	Digital Component 15.2 . . . . .	28
Digital Component 5.3 . . . . .	12	Digital Component 16.1 . . . . .	29
Digital Component 6.1 . . . . .	13	Digital Component 17.1 . . . . .	30
Digital Component 7.1 . . . . .	14	Digital Component 19.1 . . . . .	31
Digital Component 8.1 . . . . .	15	Digital Component 19.2 . . . . .	32
Digital Component 8.2 . . . . .	16	Digital Component 20.1 . . . . .	33
Digital Component 9.1 . . . . .	17	Digital Component 20.2 . . . . .	34

1. one

2. two

3. three

4. the

5. a

6. blue

7. yellow

8. look

9. I

10. are

11. little


12. down

13. out

14. of



funny



1. The  is \_\_\_\_\_.

2. The  is \_\_\_\_\_.

3. The  is \_\_\_\_\_.

4. The  is \_\_\_\_\_.

5. The  and  
the  are \_\_\_\_\_.

6. The  and  
the  are \_\_\_\_\_.

Directions: Have students write the word from the box to complete each sentence and then read the sentence aloud.

'th'	'sh'	'ng'

1. one

2. two

3. three

4. the

5. a

6. blue

7. yellow

8. look

9. I

10. are

11. little

12. down

13. out

14. of

15. funny



Directions: Have students write the word from the box to complete each sentence and then read the sentence aloud.

all

1. I can look up at \_\_\_\_\_



2. I can look down at \_\_\_\_\_



3. I look at \_\_\_\_\_ the 



4. I look at \_\_\_\_\_ the 



5. Mom can look at \_\_\_\_\_



/a/ > ‘a’	/i/ > ‘i’	/o/ > ‘o’	/e/ > ‘e’	/u/ > ‘u’	/ng/ > ‘ng’	/th/ > ‘th’
Sam	is	rod	net	tugs	brings	this
and	his	pond	gets	jumps	swings	the
dad	in					
past	sit					
	fish					
	twists					
	swims					
	lifts					
	grins					

<i><b>/a/ &gt; ‘a’</b></i>	<i><b>/o/ &gt; ‘o’</b></i>	<i><b>/i/ &gt; ‘i’</b></i>	<i><b>/e/ &gt; ‘e’</b></i>	<i><b>/u/ &gt; ‘u’</b></i>
mad	hop	digs	wet	up
Chad	drops	with	legs	mud
flap	frog			fun
hand	log			bugs
sand	long			

a		of	cash
	lot		milk
			trash
	bag		sand
			nuts
	box		chips
			flags
	cup		bugs
			gifts
	can		rags
			stamps

all of the	cats	crabs
	dogs	rats
	pigs	bugs
	fish	frogs

1. one

2. two

3. three

4. the

5. a

6. blue

7. yellow

8. look

9. I

10. are

11. little

12. down

13. out

14. of

of

from

allof

funny

the

*Directions: Have students write a word from the box to complete each sentence.*

1. Stan got the best gift  
\_\_\_\_\_ his mom.
2. Chad put \_\_\_\_\_  
the frogs in the pond.
3. The man had ham and a bag  
\_\_\_\_\_ chips.

1. The little kids are  
\_\_\_\_\_  
\_\_\_\_\_.
2. The uking slept on a bed  
\_\_\_\_\_  
\_\_\_\_\_ quilts.
3. Stan had all  
\_\_\_\_\_  
\_\_\_\_\_ chips.

/u/ > ‘u’	/sh/ > ‘sh’	/ng/ > ‘ng’
bug	dish	king
runs		
rubs		
jumps		
Tut		



/a/ > ‘a’	/o/ > ‘o’	/i/ > ‘i’	/e/ > ‘e’	/u/ > ‘u’
task	mop	list	then	cups
taps	spots	trim	step	bunch
grabs		snip	helps	scrubs
				shrubs

Directions: For each phrase, have students circle the matching picture and write the phrase on the line.

one can of trash



one funny dog



all six of the men



the box of quilts



a funny kid



all of the kids



1. one

2. two

3. three

4. the

5. a

6. blue

7. yellow

8. look

9. I

10. are

11. little

12. down

13. out

14. of

15. funny

16. all

Directions: Have students copy and write each Tricky Word from memory.

1.

2.

3.

4.

5.

6.

1. one

2. two

3. three

4. the

5. a

6. blue

7. yellow

8. look

9. I

10. are

11. little

12. down

13. out

14. of

15. funny

16. all

17. was

18. from

1. Sam was sad.

2. The dog was hot.

3. The book was thin.

4. The chimp was glad.

Directions: Have students write the words containing the /k/ sound spelled 'c' under the 'c' header, the words containing /k/ spelled 'k' under the 'k' header, and the words containing the /k/ sound spelled 'ck' under the 'ck' header.

rock	cup
kit	duck
crab	back

skin	crop
cash	milk
clap	lick

as in <u>c</u> at	as in <u>k</u> id	as in <u>l</u> uck

as in <u>c</u> at	as in <u>k</u> id	as in <u>l</u> uck

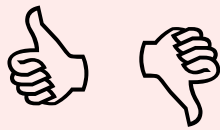
/k/ > ‘ck’	/f/ > ‘ff’	/l/ > ‘ll’
back	off	hill
		bell




/k/ > ‘ck’	/ff/ > ‘ff’	/l/ > ‘ll’	/s/ > ‘ss’
Mack	off	till	Miss
black		bell	class
checks		will	mess
back		tell	
		yells	

Directions: For each statement, have students circle the thumbs up icon if the statement is true and the thumbs down icon if the statement is false.

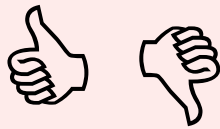
1. One kid in class has wings.




2. Trash cans smell bad.



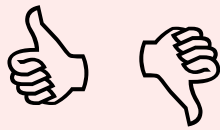
3. Milk is from hens.



4. The best snack is grass.



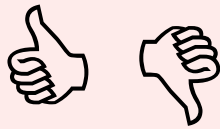
5. All the kids in the class can grin.



6. Milk is black.



7. Trucks cost one buck.



8. This was fun.



/k/ > ‘ck’	/l/ > ‘ll’	/m/ > ‘mm’
rock	chills	swimming
back		

Directions: Have students draw a line from each phrase to its matching picture.

1. trash smells



2. one sock



3. duck quacks

$$\begin{array}{r} 7 \\ + 1 \\ \hline 8 \end{array}$$

4. add it up



5. one shell



6. a bat and a mitt



7. thesick kid



8. milk in a glass



9. thesick kid yells



10. one egg in a pan



/s/ > ‘ss’	/l/ > ‘ll’	/f/ > ‘ff’	/k/ > ‘ck’	/g/ > ‘gg’	/d/ > ‘dd’
glass	fill	huff	back	egg	add
grass	pill	puff	tack		odd
kiss	spill	stuff	tick		
hiss	tell	staff	click		
mess	sell	stiff	clock		
less	well	cliff	tock		

1. The black hen has six chicks.
2. Ten eggs are in the nest.
3. Trish fell off the branch.
4. The kid is at the top of the hill.

/k/ > ‘ck’	/f/ > ‘ff’	/l/ > ‘ll’
pack	huffs	yells
back	puffs	
luck		

Directions: For each word, have students circle and count the sounds. Have students write the number of sounds in the box and copy the word on the line.

1. shock

2. spell

3. egg

4. cliff

5. fluff

6. splash

7. pinch

8. check

9. clips

10. fuzz

11. dress

12. kick

13. plums

14. grin



<i><b>/a/ &gt; ‘a’</b></i>	<i><b>/u/ &gt; ‘u’</b></i>	<i><b>/o/ &gt; ‘o’</b></i>	<i><b>/e/ &gt; ‘e’</b></i>
pack	huff	stop	yells
back	puff	spots	
hands	luck		
pants	lunch		
fast	jumps		
grab			

<i><b>/k/ &gt; ‘ck’</b></i>	<i><b>/f/ &gt; ‘ff’</b></i>	<i><b>/l/ &gt; ‘ll’</b></i>	<i><b>/s/ &gt; ‘ss’</b></i>
dock	off	tells	class
Mack		yells	Miss
duck			
pecks			

Directions: Have students write each word under its matching picture.

egg  
bell

sock  
chick

dress  
doll

clock  
mitt



/k/ > ‘ck’	/l/ > ‘ll’	/f/ > ‘ff’	/th/ > ‘th’	/sh/ > ‘sh’
tracks	yells	sniffs	bath	fresh
deck	smells			

Directions: Have students circle the words read aloud and copy them on the lines.

1. hill chill

2. fluff flip

3. sick luck

4. add at

5. buzz fuzz

6. hiss bliss

7. doll dill

8. cliff stiff

9. check chick

10. moss boss

11. odd off

12. fuzz fuss

13.

Directions: Have students draw a line from each word on the left to the rhyming word on the right.

1. buzz drum
2. from one
3. crack leg
4. fun was
5. egg stack

6. add press
7. still sock
8. dress glad
9. cliff thrill
10. clock stiff

ISBN 979-8-89072-847-0

© 2024. Texas Education Agency. Portions of this work are adapted, with permission, from originals created by

Amplify Education, Inc. (amplify.com) and the Core Knowledge Foundation (coreknowledge.org).

This work is licensed under a

Creative Commons Attribution-NonCommercial-ShareAlike

4.0 International License.

You are free:

to Share—to copy, distribute, and transmit the work

to Remix—to adapt the work

Under the following conditions:

Attribution—You must attribute any adaptations of the work in the following manner:

This work is based on original works of the Texas Education Agency, as well as prior works by Amplify Education, Inc. (amplify.com) and the Core Knowledge Foundation (coreknowledge.org) and is made available under a Creative Commons Attribution-NonCommercial-ShareAlike 4.0 International License. This does not in any way imply endorsement by those authors of this work.

Noncommercial—You may not use this work for commercial purposes.

Share Alike—If you alter, transform, or build upon this work, you may distribute the resulting work only under the same or similar license to this one.

With the understanding that:

For any reuse or distribution, you must make clear to others the license terms of this work. The best way to do this is with a link to this web page:

<https://creativecommons.org/licenses/by-nc-sa/4.0/>

Trademarks and trade names are shown in this book strictly for illustrative and educational purposes and are the property of their respective owners. References herein should not be regarded as affecting the validity of said trademarks and trade names.

This work is based on prior works of Amplify Education, Inc. (amplify.com) and the Core Knowledge Foundation (coreknowledge.org) made available under a Creative Commons Attribution- NonCommercial-ShareAlike 4.0 International License. This does not in any way imply endorsement by those authors of this work.

Printed in the USA