

ENGLISH



**K–3**  
Foundational  
Skills



**KINDERGARTEN  
FOUNDATIONAL SKILLS UNIT 9**

**Zack and Ann** | Reader

---

EDITION 1



Kindergarten

Foundational Skills 9

# **Zack and Ann**

**Reader**

Acknowledgement:

Thank you to all the Texas educators and stakeholders who supported the review process and provided feedback. These materials are the result of the work of numerous individuals, and we are deeply grateful for their contributions.

**Notice:** These learning resources have been built for Texas students, aligned to the Texas Essential Knowledge and Skills, and are made available pursuant to Chapter 31, Subchapter B-1 of the Texas Education Code.

If you have further product questions or to report an error, please email

**[openeducationresources@tea.texas.gov](mailto:openeducationresources@tea.texas.gov)**.

Table of Contents

# **Zack and Ann**

Foundational Skills 9 Reader

The Bad Crab . . . . .	2
Ann's Dress . . . . .	12
Zack Gets a Pet. . . . .	20
Off the Top . . . . .	30
Fix that Ship . . . . .	38
The Tent . . . . .	42
A Gift from Mom . . . . .	48
Bug and Frog. . . . .	52
Swing that Net. . . . .	56
Spot's Bath . . . . .	62
The Pots and Pans Band . . . . .	66
When It's Hot. . . . .	70
Ann's Hat Box. . . . .	76

**Pausing Point** (Stories for Assessment and Enrichment)

Dan the Cab Man . . . . . 82

Help from Pals . . . . . 86

Ann’s Cut . . . . . 90



# The Bad Crab


This is Zack.

Zack is six.



This is Ann.


Ann is ten.







Zack and Ann sit in the sun.  
Mom and Dad sit with them.  
Zack spots a crab on the sand.  
The crab runs up.  
Then it snaps at Zack's leg.  
Zack jumps up on the bench.





The bad crab snaps at Dad.

Dad lifts up his legs.

The bad crab snaps at Mom.

Mom kicks sand at the crab.

The bad crab runs off.

Ann jumps up and yells at the kids  
on the next bench,

“Bad crab on the sand!  
Pass the word!”





The kids on the next bench  
spot the crab and jump up.

The bad crab snaps at them.

Then it runs past them.

When it is past them, the kids yell,

“Bad crab on the sand!

Pass the word!”







# Ann's Dress

Ann went to Gwen's Dress Shop.

The shop had a red dress.

Ann got the dress.





Ann got in a cab with the dress.

The cab man sped off.


His cab went fast.

Then the cab hit a big bump.

Thump!

Ann's dress fell from the cab.









Ann had the cab man stop the cab.

Then Ann ran back to get the dress.

Ann had to run ten blocks.



Ann's dress was in a trash can.

A bus had hit it.

A dog bit it.

The dress had mud on it.

The dress had rips and missing bits.

Ann's dress was a mess!



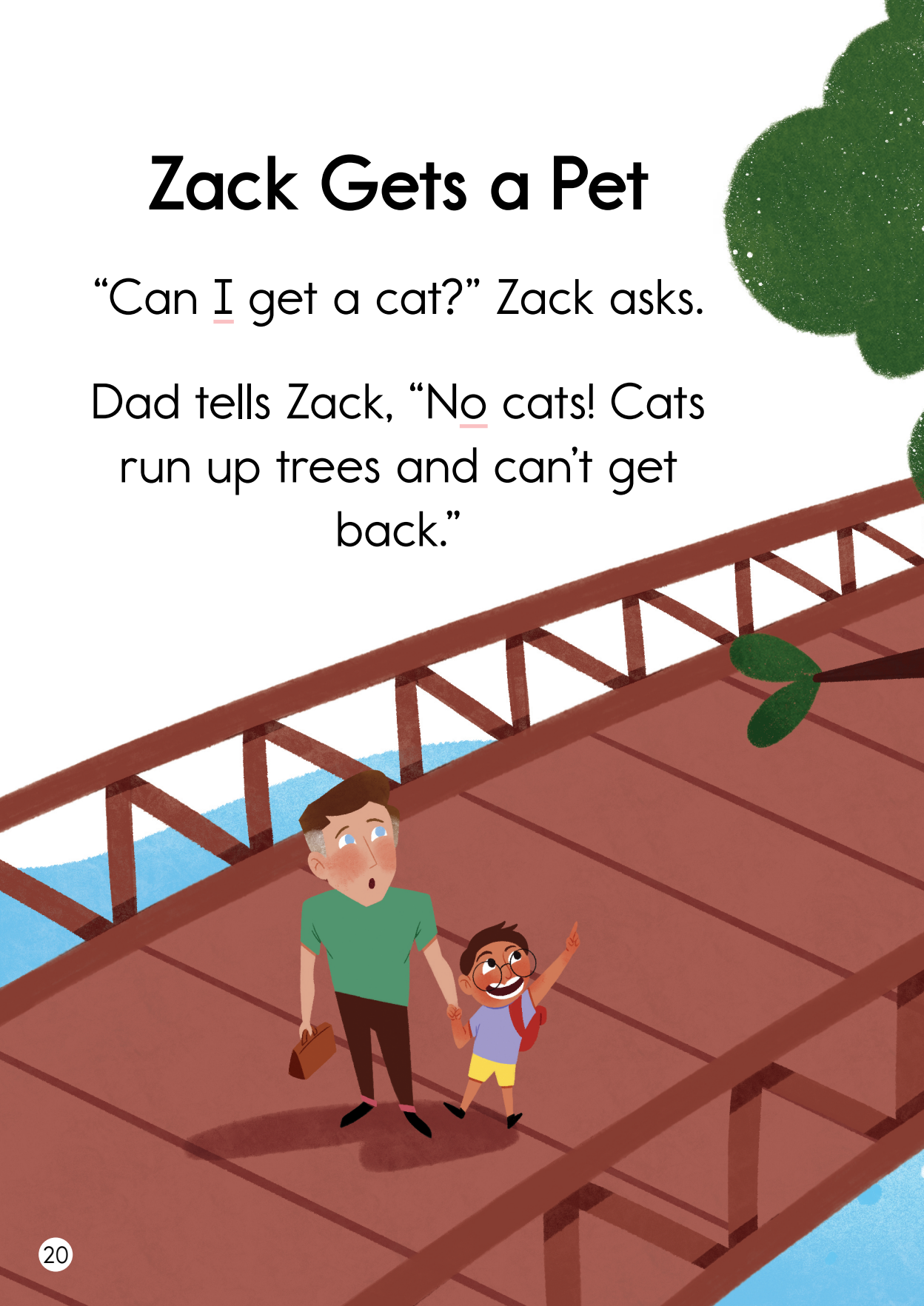




# Zack Gets a Pet

“Can I get a cat?” Zack asks.

Dad tells Zack, “No cats! Cats run up trees and can’t get back.”








“Can I get a rat?” Zack asks.

Mom adds, “No, no! No rats!  
Rats smell bad.”







“Can I get a bug?” Zack asks.

Ann tells Zack, “No, no! A bug is  
not a pet!”





“Can I get a fish?” Zack asks.

“A fish?” his mom asks.

“A fish is not so bad. Can a fish be  
a fun pet?”

Dad nods and Ann shrugs.

“Can I get one, then?” Zack asks.

Mom nods.

“Yes!” yells Zack.







Zack runs to the pet shop.

“Can I get that fish?” Zack asks.

“This one?” the pet shop man asks.

Zack nods.

“This one costs six bucks.”

Zack hands the man the cash.

Then Zack runs to Mom and Dad  
with his pet fish.





# Off the Top

Zack and Ann had  
fun with a can.

Zack put out a can.

Then Ann put a can  
next to Zack's.

Then Quinn put a can  
on top of Ann's.





Nell put a can on next.

Rod put his on next.  
It was on top of Quinn's.

Then Ed put his can  
on the tip top.

It was so  
much fun!



Then, buzz, buzz!

What was that?

It was a bug.

The bug was on Ed's can.

Zack went to smack the bug.



Flop! Flop!

Ed's can fell off the top.

Rod's can fell off next.

Then all the rest of the cans fell.

It was a big mess.







# Fix that Ship

Zack's dad, Dan, has a ship.

It's fun to fish on the ship.

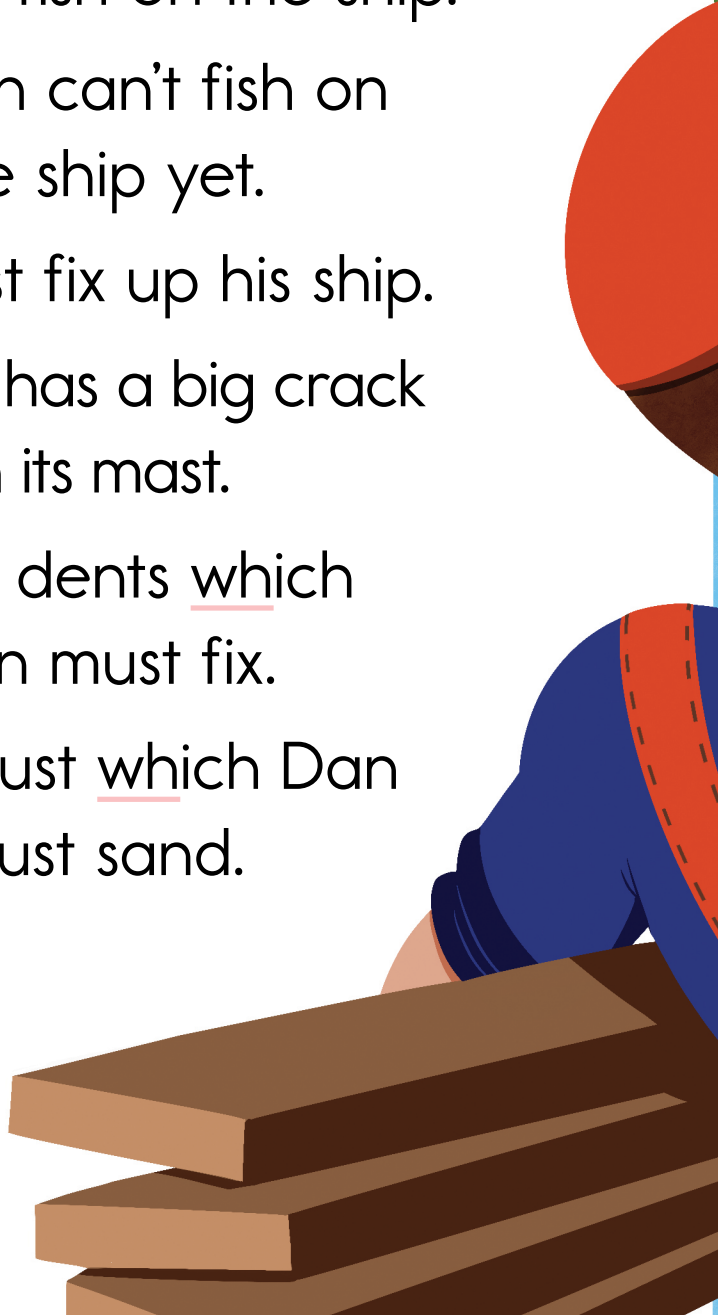
But Dan can't fish on  
the ship yet.

Dan must fix up his ship.

The ship has a big crack  
in its mast.

It has dents which  
Dan must fix.

It has rust which Dan  
must sand.





Dan gets the ship up on the land.

Then Dan gets a mask.

The mask will help block the dust.

Dan sands the deck.

Dan scrubs the deck.

Dan drills the deck.

At last, Dan's ship is all set.









# The Tent

Once Zack's dad got the kids  
a tent.

Zack and Ann set up the tent.

Then the kids sang a song:

“This big tent, it is the best,  
is the best, is the best!

This big tent, it is the best.

Yes, it's the best!”





The kids had fun in the tent.  
But then a big wind hit the tent.

Flop!

The tent fell on Zack and Ann.







The kids set the tent back up.

Red ants got in and bit Zack.

A slug got on Ann.

Once the ants and slug got in,  
that was it.

Zack and Ann ran  
from the tent.





# A Gift from Mom

Once Mom got the kids a gift.

The gift was in a big black box.


Mom set the box on the rug.

“Is it a truck?” Zack said.

“No,” Mom said. “It’s not a truck.”

“I bet it’s a hat,” Ann said.

“No,” Mom said. “It’s not a hat.”







Then the box said, “Ruff, ruff!”

Zack slid the lid off the box.

A dog sat up.

“It’s a dog!” said Ann.

“Yes!” said Zack.

“Mom’s the best!”





# Bug and Frog

Zack and Ann sit next to the pond.

Zack says, “The pond is a lot of fun!

I wish I were a bug.”

“Why?” says Ann. “Bugs are no fun.”

“Bugs zip and hum,” says Zack.







“Frogs hop and splash and  
munch on bugs. I wish I were a  
frog,” says Ann.

I will not wish I were a bug!”  
Zack quips.

Zack and Ann had fun at  
the pond.

They will tell Mom and Dad.







# Swing that Net

Zack is at the pond.

There are lots of frogs in the pond.

Zack runs in to get one.

But the frogs are so quick!

The frogs are so slick!

When Zack runs in, the frogs  
hop off.






Zack gets a net and runs in.

The frogs all jump.

Zack swings his net and yells,  
“Get in here, frogs!”

Swish!

Zack gets a frog in his net!





Zack yells and swings the net.


Swish, swish, swish!

Swish, swish, swish!

Zack gets lots of frogs.

There are six big ones in his net!





# Spot's Bath

Spot is in his bathtub.

Spot and his dog pals went in a  
mud pit.

The kids must get the mud off.

Spot is one sad dog.

His dog pals are still in the mud pit.

But Spot is stuck in the tub.



Zack grips Spot with his hands.

Then his hands slip.

Spot runs off.

The kids run to the mud pit.

There's Spot, back in the mud with  
the rest of his dog pals.

“Spot!” Zack yells. “Bad dog!”

“Spot!” Ann yells.

“Get back in that tub!”





# The Pots and Pans Band

Zack and Ann are in a band.

It's a pots and pans band.

Zack and Quinn bang on pots.

Ann and Nell bang on pans.

Bang, bang! Ding, ding!

Mom wants to sing songs.

“Stop!” Mom says.

Mom asks the band to sing not  
bang.



Mom sets up snacks and says,  
“Snacks!”

The kids drop the pots and pans  
and run to get the snacks.

Mom grabs the pots and pans and  
sets them on a shelf.

And that is the end of the pots  
and pans band!







# When It's Hot

When it's hot, it's fun to golf.

Zack's dad swings his golf club.

Thwack!

Zack runs up the hill.

"Where did it land?" his dad asks.

"It's up here!" Zack yells back.







When it's hot, it's fun to fish.


Zack sits on a rock and casts.

His dad sits next to him.

“Where are all the fish?” Zack asks.

“I can't tell,” says his dad,

“but it's fun just to sit in the sun.”







When it's hot, it's fun to grill.

Zack's dad gets the hot dogs.

Zack gets the buns.

Zack's dad flips the hot dogs.

Zack sets a hot dog on a bun.

Yum, yum!





# Ann's Hat Box

Ann sets a box of hats on the bed.

"Which hat is the best?" Ann asks.

"Is this black top hat the best?"

"No!" Zack says.

"That one has a big dent!"





“Is this one the best?” asks Ann.

“No,” says Zack.

“That’s a nap cap!”


“Is this one the best?” asks Ann.

“No,” says Zack.

“This one?” Ann asks.

“Yuck!” says Zack.





Ann picks lots of hats.

Zack says “no” to all of them.

Then Ann picks a red hat.

“Is this one the best?” Ann asks.

“Yes!” Zack says.

“That red hat is the best!”





# Dan the Cab Man

Zack's dad, Dan, has a cab.

A man jumps in the cab.

“Where to?” Dan asks.

“Tenth and Hill,” says the man.

“And step on it!” the man adds.

“I’m in a big rush!”

Dan nods and steps on the gas.



Dan zips past a van.

Dan zips past a bus.

In a flash, the cab is there.

“This is the spot!” says Dan.

The man grabs a bunch of cash  
and hands it to Dan.







# Help from Pals

Ann wants to help.

Ann's mom feels sick.

Ann's dad feels sick.

Ann looks at the list of tasks.

"I will do the tasks," says Ann.



"I will ask Zack to help," says Ann.



## TASKS

- Cut the grass
- Scrub the pots
- Trim the shrubs
- Brush the dog

Ann asks Zack to help with the tasks.

Zack runs and gets Rod and Ed.

Ann cuts the grass.

Zack and Ed scrub the pots.

Ann trims the shrubs.

Rod scrubs the dog.

Then there are no tasks left!







# Ann's Cut

Ann has a cut on one leg.

It's not just a cut.

It's a red gash.

"Mom!" Ann yells. "Dad!"







Mom and Dad run up.

Mom gets a pad to scrub the cut.

“No!” yells Ann. “That will sting!”

“It will sting,” says Dad,  
“but it will help.”

Mom rubs the cut with the pad.

“It stings! It stings!” yells Ann.

“There!” Mom says. “All set!”

Ann gets a kiss from Dad and a  
big hug from Mom.






## About this Book

This book has been created for use by students learning to read with this program. Readability levels are suitable for early readers. The book has also been carefully leveled in terms of its “code load,” or the number of spellings used in the stories.

The English writing system is complex. It uses more than 200 spellings to stand for 40-odd sounds. Many sounds can be spelled several different ways, and many spellings can be pronounced several different ways. This book has been designed to make early reading experiences simpler and more productive by using a subset of the available spellings. It uses *only* spellings students have been taught to sound out as part of their phonics lessons, plus a handful of Tricky Words, which have also been deliberately introduced in the lessons. This means the stories will be 100% decodable if they are assigned at the proper time.

As the students move through the program, they learn new spellings and the “code load” in the decodable Readers increases gradually. The code load graphic on this page indicates the number of spellings students are expected to know in order to read the first story of the book and the number of spellings students are expected to know in order to read the final stories in the book. The columns on the opposite page list the specific spellings and Tricky Words students are expected to recognize at the beginning of this Reader. The bullets at the bottom of the opposite page identify spellings, Tricky Words, and other topics that are introduced gradually in the unit this Reader accompanies.



**Code Knowledge assumed at the beginning of this Reader:**

VOWEL SOUNDS AND SPELLINGS:	CONSONANT SOUNDS AND SPELLINGS:	CAPITAL LETTERS:
<i>/i/</i> as in <i>sk<u>i</u>m</i>	<i>/m/</i> as in <i>ri<u>m</u></i>	C, D, F, I, J, K, L, M, O, P, S, T, V, W
<i>/e/</i> as in <i>be<u>d</u></i>	<i>/t/</i> as in <i>go<u>t</u></i>	
<i>/a/</i> as in <i>ta<u>p</u></i>	<i>/d/</i> as in <i>di<u>p</u></i>	
<i>/u/</i> as in <i>u<u>p</u></i>	<i>/k/</i> as in <i>co<u>t</u>, ki<u>d</u></i>	OTHER:
<i>/o/</i> as in <i>flo<u>p</u></i>	<i>/g/</i> as in <i>lo<u>g</u></i>	
	<i>/n/</i> as in <i>pe<u>n</u></i>	• Four- and five-letter words
	<i>/h/</i> as in <i>ha<u>m</u></i>	• 's (for possession)
	<i>/s/</i> as in <i>si<u>t</u></i>	• 't (contraction)
	<i>/f/</i> as in <i>fa<u>t</u></i>	• Punctuation (period, comma, exclamation point)
	<i>/v/</i> as in <i>ve<u>t</u></i>	
	<i>/z/</i> as in <i>zi<u>p</u></i>	TRICKY WORDS:
	<i>/p/</i> as in <i>ti<u>p</u></i>	
	<i>/b/</i> as in <i>bu<u>s</u></i>	a, all, are, blue, down, from, I, little, look, of, one, out, the, three, two, was, yellow
	<i>/l/</i> as in <i>la<u>mp</u></i>	
	<i>/r/</i> as in <i>ri<u>p</u></i>	
	<i>/w/</i> as in <i>we<u>t</u></i>	
	<i>/j/</i> as in <i>jo<u>g</u></i>	
	<i>/y/</i> as in <i>ye<u>s</u></i>	
	<i>/x/</i> as in <i>bo<u>x</u></i>	
	consonant clusters	

**Code Knowledge added gradually in the unit for this Reader:**

- Beginning with “The Bad Crab”: Capital Letters ‘A’ and ‘B’; Tricky Words *why*, *to*
- Beginning with “Ann’s Dress”: Capital Letters ‘E’, ‘G’, and ‘H’
- Beginning with “Zack Gets a Pet”: Tricky Words *where*, *no*, *I*
- Beginning with “Off the Top”: Capital Letters ‘N’, ‘Q’, ‘R’; Tricky Words *what*, *so*
- Beginning with “Fix that Ship”: Capital Letter ‘U’; Tricky Words *which*, *once*
- Beginning with “The Tent”: Capital Letters ‘X’, ‘Y’, ‘Z’
- Beginning with “A Gift from Mom”: Tricky Words *said*, *says*
- Beginning with “Bug and Frog”: Tricky Words *are*, *were*
- Beginning with “Swing that Net”: Tricky Words *here*, *there*

ISBN 979-8-89072-853-1

© 2024. Texas Education Agency. Portions of this work are adapted, with permission, from originals created by

Amplify Education, Inc. (amplify.com) and the Core Knowledge Foundation (coreknowledge.org).

This work is licensed under a

Creative Commons Attribution-NonCommercial-ShareAlike

4.0 International License.

You are free:

to Share—to copy, distribute, and transmit the work

to Remix—to adapt the work

Under the following conditions:

Attribution—You must attribute any adaptations of the work in the following manner:

This work is based on original works of the Texas Education Agency, as well as prior works by Amplify Education, Inc. (amplify.com) and the Core Knowledge Foundation (coreknowledge.org) and is made available under a Creative Commons Attribution-NonCommercial-ShareAlike 4.0 International License. This does not in any way imply endorsement by those authors of this work.

Noncommercial—You may not use this work for commercial purposes.

Share Alike—If you alter, transform, or build upon this work, you may distribute the resulting work only under the same or similar license to this one.

With the understanding that:

For any reuse or distribution, you must make clear to others the license terms of this work. The best way to do this is with a link to this web page:

<https://creativecommons.org/licenses/by-nc-sa/4.0/>

Trademarks and trade names are shown in this book strictly for illustrative and educational purposes and are the property of their respective owners. References herein should not be regarded as affecting the validity of said trademarks and trade names.

This work is based on prior works of Amplify Education, Inc. (amplify.com) and the Core Knowledge Foundation (coreknowledge.org) made available under a Creative Commons Attribution- NonCommercial-ShareAlike 4.0 International License. This does not in any way imply endorsement by those authors of this work.

Printed in the USA