


# Rock Notes

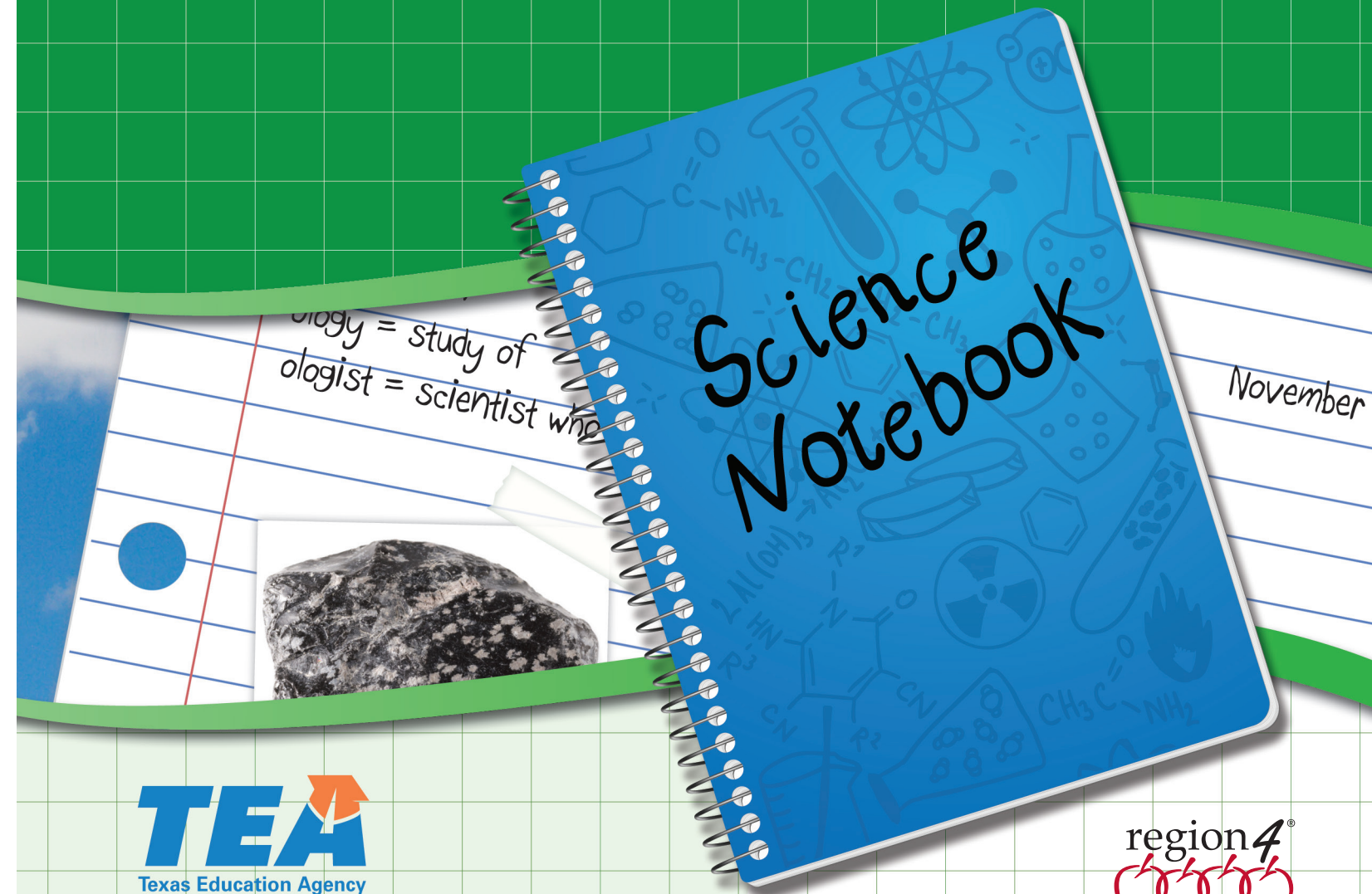
## Science Notebook

ology = study of  
ologist = scientist who



November

# Rock Notes



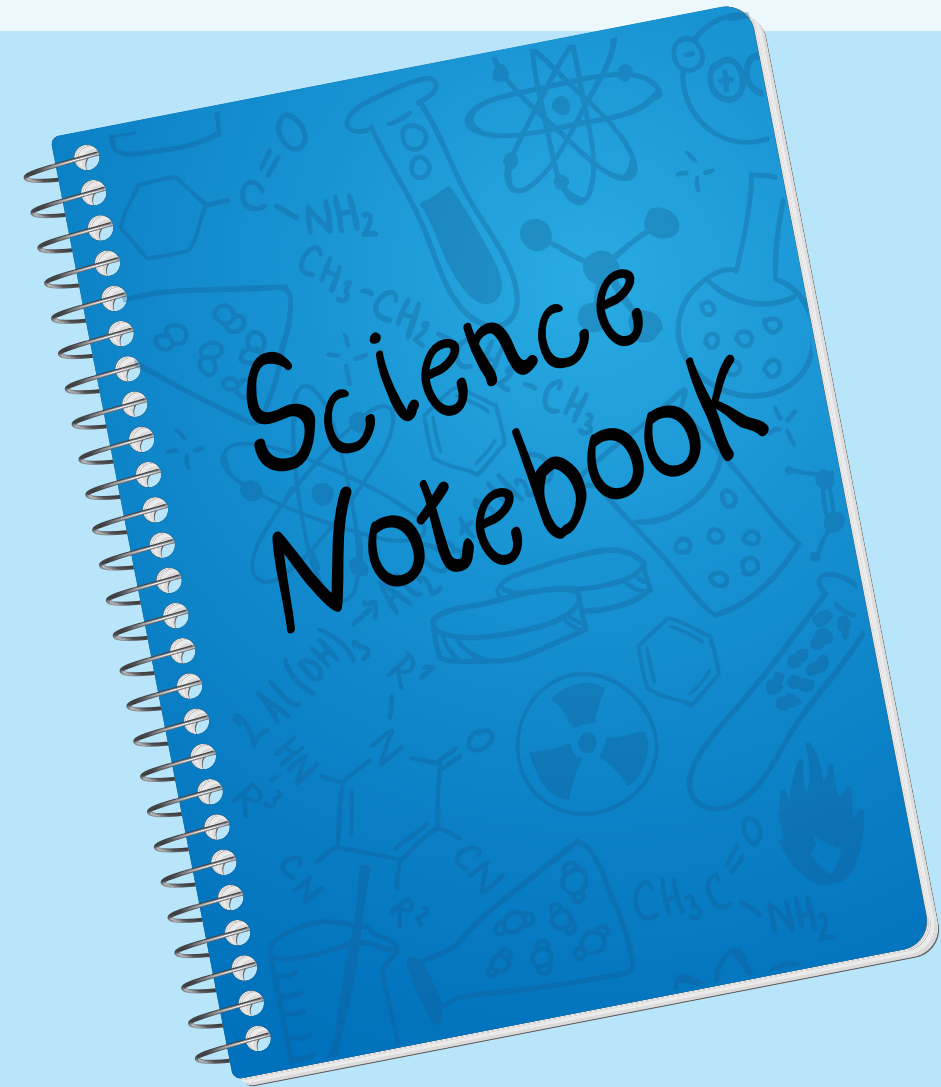
Copyright © Texas Education Agency, 2015. The following materials are copyrighted © and trademarked ™ as the property of the Texas Education Agency and may not be reproduced without the express written permission of the Texas Education Agency, except under the following conditions:

- 1) Texas public school districts, charter schools, and education service centers may reproduce and use copies of the Materials and Related Materials for the districts' and schools' educational use without obtaining permission from the Texas Education Agency;
- 2) Residents of the state of Texas may reproduce and use copies of the Materials and Related Materials for individual personal use only without obtaining written permission of the Texas Education Agency;
- 3) Any portion reproduced must be reproduced in its entirety and remain unedited, unaltered, and unchanged in any way;
- 4) No monetary charge can be made for the reproduced materials or any document containing them; however, a reasonable charge to cover only the cost of reproduction and distribution may be charged.

Private entities or persons located in Texas that are not Texas public school districts or Texas charter schools or any entity, whether public or private, educational or non-educational, located outside the state of Texas MUST obtain written approval from the Texas Education Agency and will be required to enter into a license agreement that may involve the payment of a licensing fee or a royalty fee.

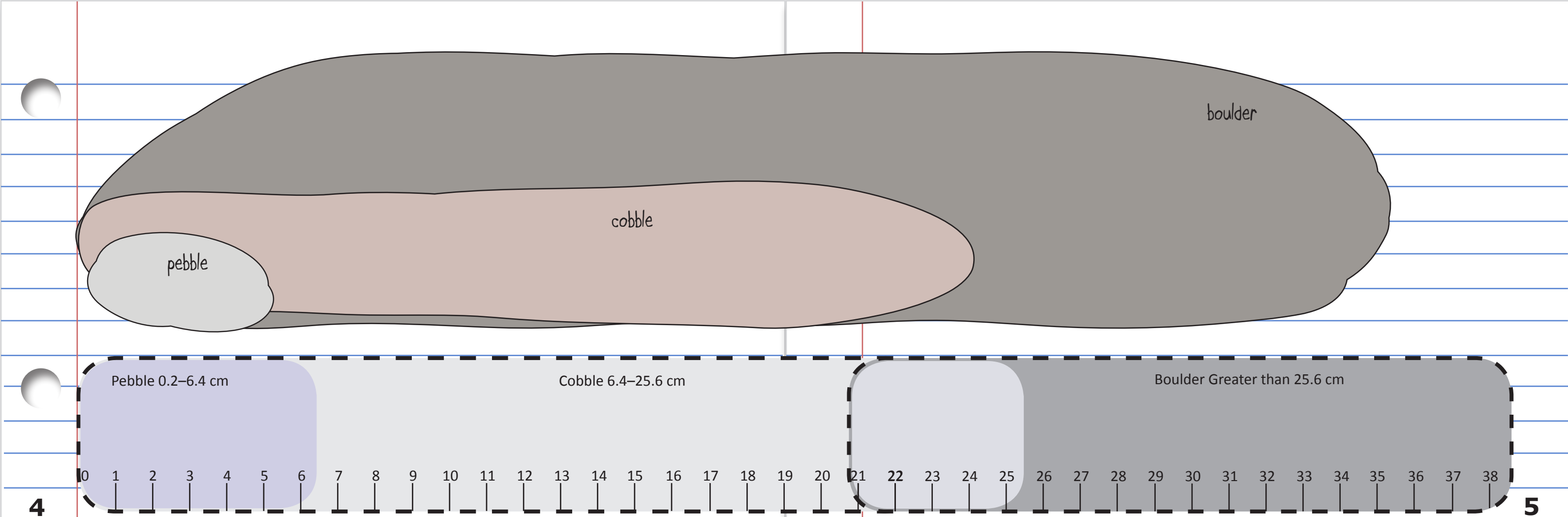
For more information, contact: Office of Copyrights, Trademarks, License Agreements, and Royalties. Texas Education Agency. 1701 N. Congress Ave., Austin, TX 78701-1494; phone 512-463-9041; e-mail [copyrights@tea.texas.gov](mailto:copyrights@tea.texas.gov).

At the beginning of the school year, I found a science notebook in my desk. The notebook was obviously left behind by whoever sat in my desk last year. It was full of notes and illustrations!



I like to look in the notebook to see what we will learn next. My teacher said we will study rocks next week, so I thought I would check the notebook.

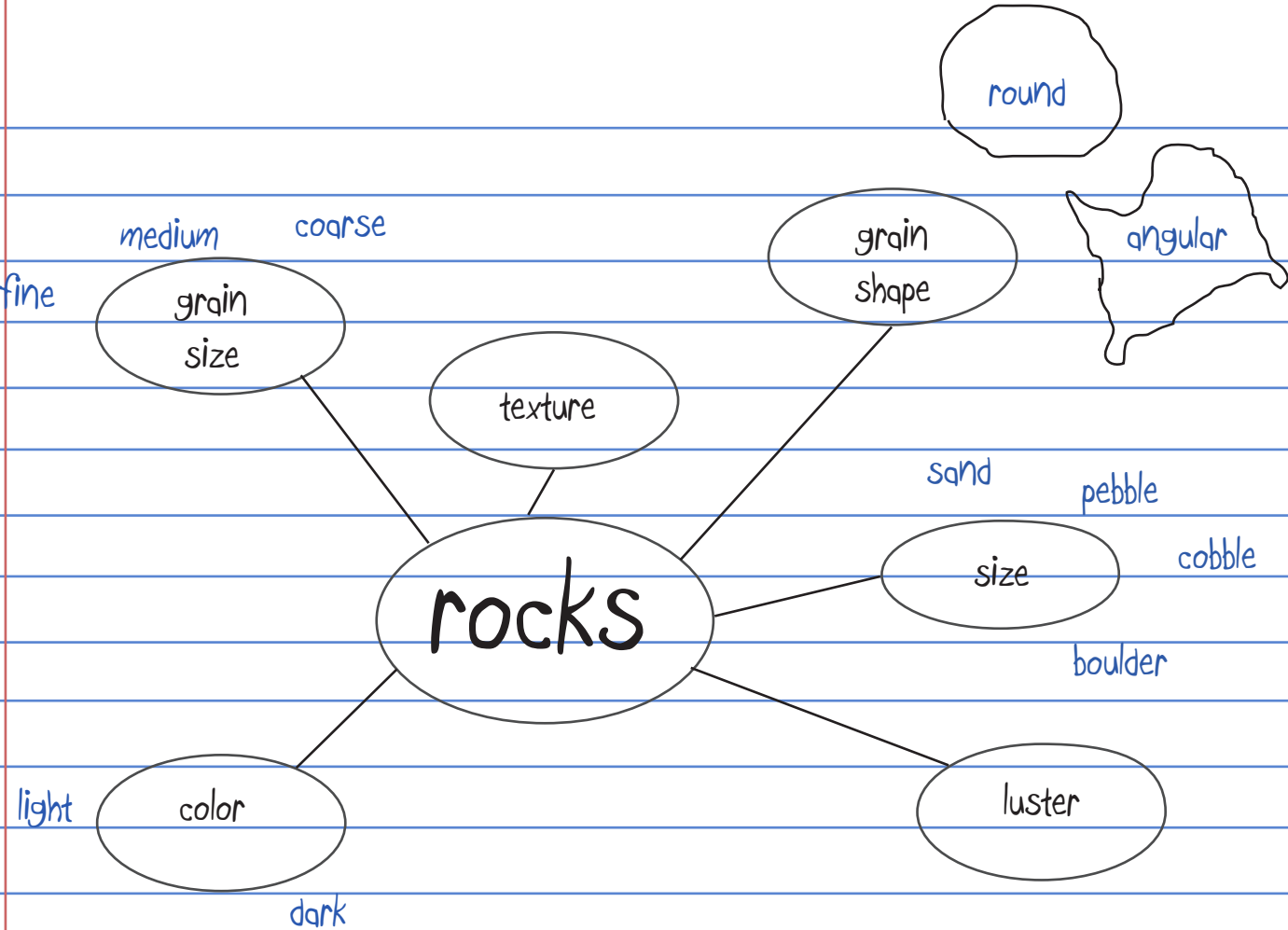
I remember exploring rocks in kindergarten. A grain of sand is a tiny piece of rock. Pebbles are small rocks. Cobbles are medium-size rocks. Boulders are big rocks.





I like rocks, but I don't know much about them.

It looks like we will observe and describe rocks and learn some new words.



November 12

Geo = Earth  
ology = study of  
ologist = scientist who studies



Geologist: a scientist who studies Earth  
A geologist observes and describes rocks.  
I can observe and describe rocks.  
It is black.  
It has white spots.  
It is smooth and lumpy.  
It is shiny.

## Rocks have grains.

November 13

A grain is the smallest part that makes up a rock. Different rocks have different-sized grains.

You use your sense of touch to identify and describe the texture of a rock. Geologists observe the grains of a rock to describe its texture.



I use words like *rough* and *smooth* to describe texture, but geologists use different words.

## Texture: grain size

November 13

Geologists use the word *texture* to describe the way the grains are arranged in a rock and the size of the grains compared to one another.

Words that describe grain size: coarse, medium, fine



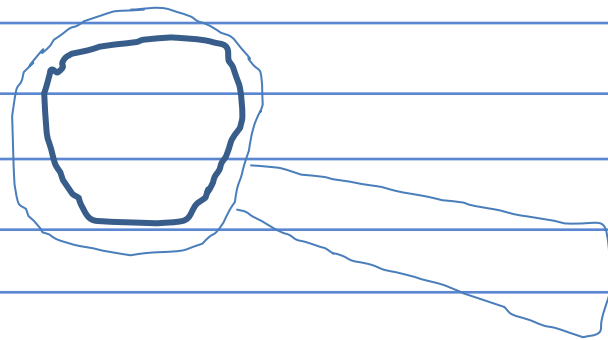
Coarse-grain rocks, like granite, may feel rough to the touch, and you can see the grains with just your eyes.

## Texture: grain size

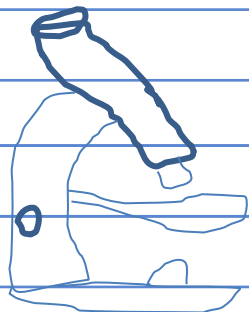
November 14

You need a hand lens to see medium grains because they are smaller than coarse grains.

gneiss (sounds like "nice")



You need a microscope to see fine grains in rocks like marble because they are tiny.

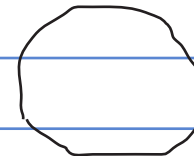


## Texture: grain shape

November 14

Geologists use the words *round* and *angular* to describe the texture, or shape, of the grains in a rock.

Round grains



Conglomerate has round grains.

Angular grains




Breccia has angular grains.



I would say this rock is rough, and a geologist would describe it as a coarse-grain rock with angular grains.



coarse grains



I guess this smooth rock would be described as a fine-grain rock with round grains.



fine grains





## Color

November 15

Geologists use words like *red*, *brown*, or *black* to describe the color of rocks. They also use the words *light*, *medium*, and *dark* to describe the color of rocks. You may notice that many rocks have several colors. Use the color you see the most to describe a rock.

Light



This limestone is tan and light colored.

Medium



This rock is brown and medium colored.

Dark



This basalt is black and dark colored.

## Luster

November 15

Geologists use the word *luster* to describe the way light is reflected off the surface of a rock.

Words that describe luster: dull and shiny

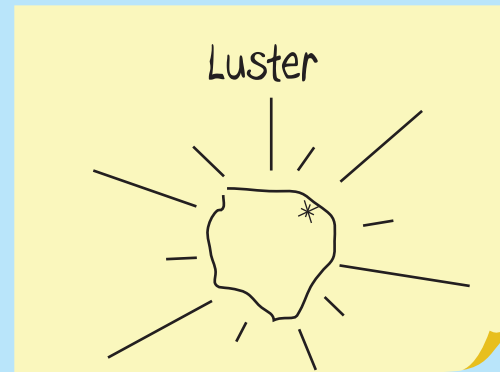


Gneiss is mostly dull. I think this rock is neat because it looks like a sandwich.



Obsidian is black and has a shiny, glassy luster.

I have never heard the word *luster*, but I can tell if something is shiny or dull. Now I can describe these rocks I found.



I am going to practice being a geologist and describe a few rocks. A geologist describes grain size and grain shape. They also describe color and luster, so I will, too.




It has fine grains. I cannot see the grains with a hand lens.  
I cannot see the grain shape.  
It is light colored. It looks a little peachy.  
It has a dull luster.






It has coarse grains.  
The grains are angular shaped.  
It is light colored. It has several different colors.  
It is mostly shiny.



I am going to save my descriptions in my notebook until we describe rocks in class. I cannot wait!

It has coarse grains.  
The grains are angular shaped.  
It is light colored. It has several different colors.  
It is mostly shiny.

It has fine grains. I cannot see the grains with a hand lens.  
I cannot see the grain shape.  
It is light colored. It looks a little peachy.  
It has a dull luster.



Page Intentionally Left Blank



