

Pre-k School Tour Activity Pack

This packet contains tools to use for a prekindergarten school tour for families. When planning a school tour, make the event engaging and informative for both parents and children. The tools in this pack are aimed to help you make a successful event.

What's included:

- School Tour Tips
- School Tour Activity Suggestions
- School Tour Signs (English & Spanish)
- School Tour Flyers (English & Spanish)

Pre-k School Tour Tips

Tips for a successful school tour:

- Provide school tours throughout the year
- Set up tours at different times of the day to meet different family needs
- Advertise school tours throughout your community
- Utilize current or former prekindergarten parents and teachers to help with planning and implementing the school tour
- Plan time for questions after the tour
- Distribute contact information for families to contact the district/charter/school later if needed
- Provide families with a map of the school
- Make sure the tour includes a stop at all the main areas of the school (signs provided in this packet)
- If possible, provide childcare for younger siblings
- If possible, provide light refreshments

Pre-k School Tour

Activity Suggestions

Scavenger Hunt

This activity gets the children involved in the tour. Decide on a symbol that you'd like the children to be on the lookout for (i.e. star, heart, mascot, etc.). Place the symbols at each stop along the tour (office, gym, library, etc.). Provide the children with a grid/chart for them to color in as they find the symbols at each location. If possible, provide small prizes for children when their grid is complete (which will be at the end of the tour).

*Sample symbols are provided in this packet

*Sample grids/charts are provided in this packet

Activity Stations

Make your school tour engaging by having simple and easy activities set up at each stop along the tour. The activity can be something the child does or something the child and family do together. Here are a few examples:

Library

- Make simple books out of construction paper
- Provide pre-made books out of construction paper and have children decorate the front cover (stickers, crayons, markers, etc.)
- Have simple books set out that families can select to read together

Cafeteria

- Fill your plate activity: provide paper plates and magazines. Have families work together to find foods they like in the magazines. Cut out and paste on the plate.
- Cafeteria practice: provide trays for children to practice walking through the cafeteria line.

Gym

- Set up a "toss the beanbag" game using buckets and beanbags so families can play together
- Provide soft large balls that families can play catch with

Office

- Provide play phones (from pre-K classrooms) that children and families can work together to dial the office phone number. Provide cards with the phone number for the children.

Nurse's office

- Set up a game "pin the band aid on the bear" or whatever animal/person you choose.

Pre-k School Tour Symbols for Scavenger Hunt




Pre-k School Tour Symbols for Scavenger Hunt



Pre-k School Tour

Symbols for Scavenger Hunt
















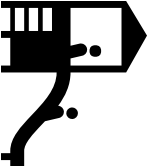
Pre-k School Tour














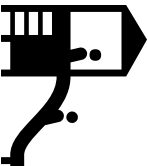
Symbols for Scavenger Hunt



Pre-k School Tour















Grids/Charts for Scavenger Hunt














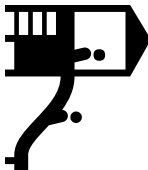
	Tour stops
	   
	  
	
	 
	 
	

	Tour stops
	   
	  
	
	 
	 
	

Pre-k School Tour

Grids/Charts for Scavenger Hunt














	Tour stops
	   
	  
	
	 
	 
	

	Tour stops
	   
	  
	
	 
	 
	

Pre-k School Tour


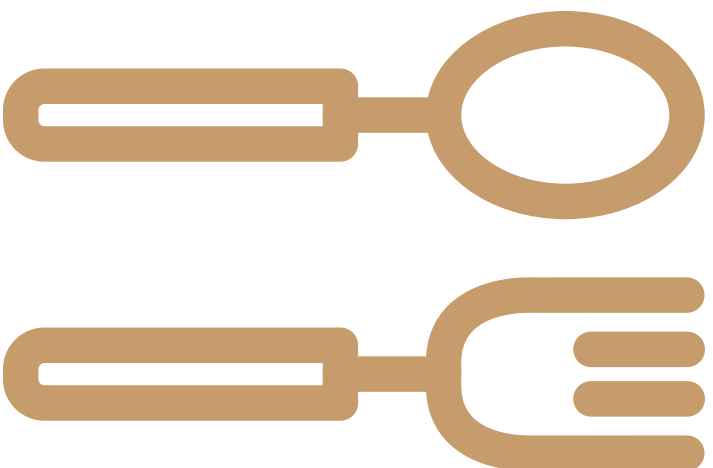
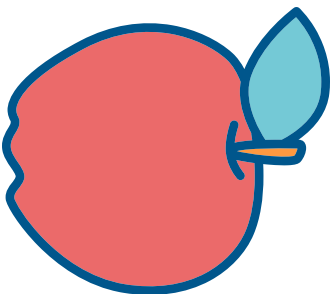
Grids/Charts for Scavenger Hunt

Use your own symbols

	Tour stops
	   
	  
	
	 
	 
	

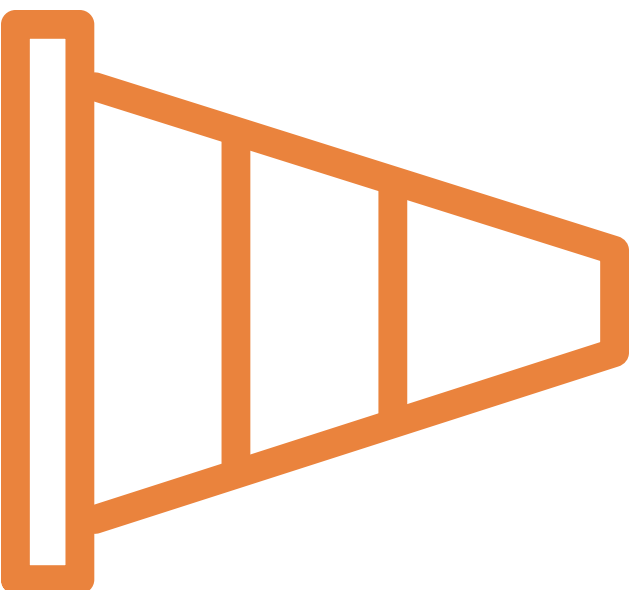
	Tour stops

Cafeteria




Pre-k School Tour

Gym



Pre-k School Tour


Office



Pre-k School Tour

EARLY CHILDHOOD EDUCATION DIVISION


Nurse's Office



Pre-k School Tour

EARLY CHILDHOOD EDUCATION DIVISION

Library



Pre-k School Tour

EARLY CHILDHOOD EDUCATION DIVISION


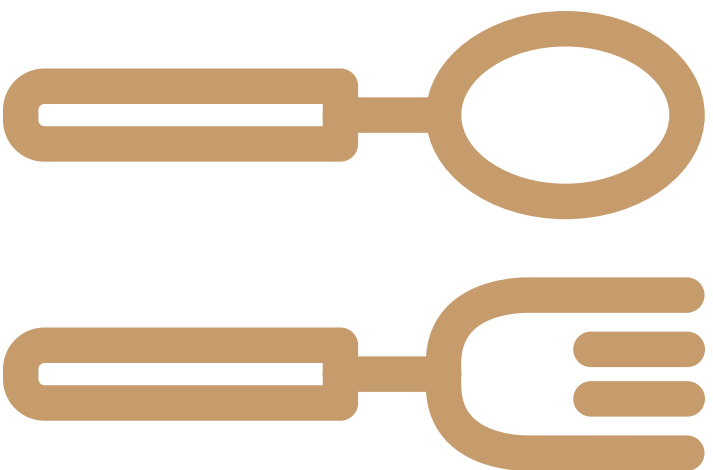
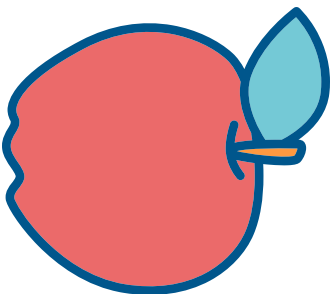
Playground



Pre-k School Tour

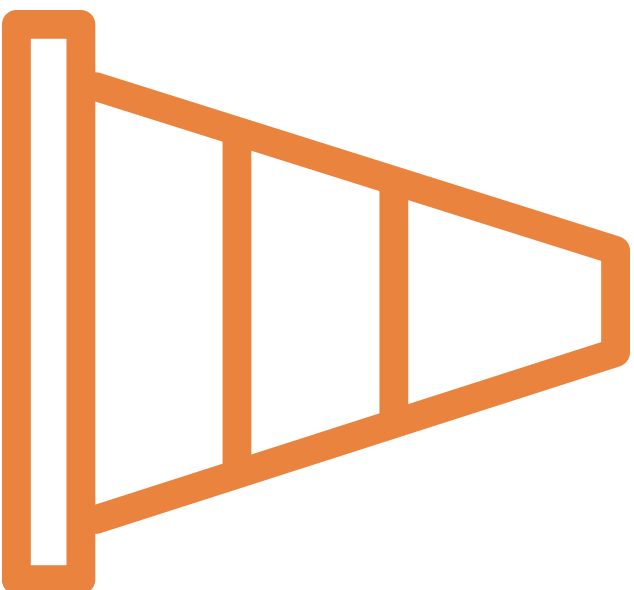
EARLY CHILDHOOD EDUCATION DIVISION

Cafeteria



Pre-k School Tour


Gimnasio



Pre-k School Tour

EARLY CHILDHOOD EDUCATION DIVISION


Oficina



Pre-k School Tour

EARLY CHILDHOOD EDUCATION DIVISION

Enfermería



Pre-k School Tour

EARLY CHILDHOOD EDUCATION DIVISION

Biblioteca



Pre-k School Tour

EARLY CHILDHOOD EDUCATION DIVISION

Patio de recreo



Pre-k School Tour

EARLY CHILDHOOD EDUCATION DIVISION

Pre-k School Tour

Date:

Time:

Join us to learn
more about our
prekindergarten
program!



Visit Classrooms!



Meet Teachers!



Fun Activities!

Recorrido escolar de prekínder

Fecha:

Hora:

**¡Acompáñenos
para que aprenda
más sobre nuestro
programa de
prekínder!**



¡Visite salones de clase!



¡Conozca a los maestros!



¡Actividades divertidas!